

# Palmer Square CLO Indices Statistics - Rebalance and Constituents



Palmer Square CLO Senior Debt Index (CLOSE)

Palmer Square CLO Debt Index (CLODI)

**May 31, 2024**

## Overview:

The Palmer Square CLO Senior Debt Index (ticker: CLOSE) and Palmer Square CLO Debt Index (ticker: CLODI) seek to reflect the investable universe for U.S. dollar denominated collateralized loan obligations (“CLOs”). CLOSE is comprised of original rated AAA and AA debt issued after January 1, 2009, subject to certain inclusion criteria, and CLODI is comprised of original rated A, BBB, and BB debt issued after January 1, 2009, subject to certain inclusion criteria. Please contact Palmer Square for more information on the methodology and inclusion criteria.

## Index Constituents and Guidelines:

Both indices are comprised solely of cash and arbitrage CLOs backed by broadly syndicated leveraged loans. CLOs that do not fit these criteria include Middle-Market CLOs, ABS CDOs, Emerging Market CLOs, and Balance Sheet CLOs. Please contact Palmer Square for more information on the methodology and inclusion criteria.

## Index Monthly Returns:

	Index Level	MoM Change	Price Return	Interest Return
CLOSE	134.45	0.64%	0.06%	0.58%
CLODI	172.45	1.22%	0.42%	0.80%

## Index Statistics:

	# of CUSIPs	Par Amount (\$bn)	Market Value (%)
CLOSE	640	130.65	100%
AAA	320	108.36	82.9%
AA	320	22.29	17.1%

	# of CUSIPs	Par Amount (\$bn)	Market Value (%)
CLODI	963	32.04	100%
A	320	11.94	37.6%
BBB	321	11.74	36.8%
BB	322	8.37	25.6%

	Price	MoM Change	DM (Libor)	MoM Change	DM (SOFR)	MoM Change	WAL	MoM Change	Yield	MoM Change	Current Yield	MoM Change
CLOSE	100.14	0.06	107	-7	132	-7	1.07	-0.30	6.44%	-0.08%	6.82%	-0.01%
AAA	100.13	0.06	99	-7	125	-7	1.08	-0.28	6.36%	-0.08%	6.73%	-0.01%
AA	100.21	0.08	142	-10	168	-10	1.01	-0.39	6.82%	-0.09%	7.24%	-0.01%

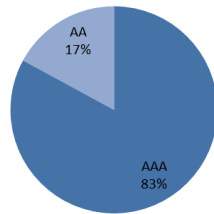
	Price	MoM Change	DM (Libor)	MoM Change	DM (SOFR)	MoM Change	WAL	MoM Change	Yield	MoM Change	Current Yield	MoM Change
CLODI	99.42	0.40	354	-22	380	-22	1.82	-1.04	8.86%	-0.13%	9.27%	-0.04%
A	100.21	0.23	176	-22	202	-20	0.78	-0.95	7.26%	-0.09%	7.68%	-0.02%
BBB	99.74	0.47	310	-22	336	-21	2.10	-1.26	8.34%	-0.10%	8.87%	-0.04%
BB	97.81	0.54	678	-22	704	-22	2.94	-0.85	11.97%	-0.22%	12.24%	-0.06%

**Allocation By Rating/Vintage/Reinvestment End Date:**

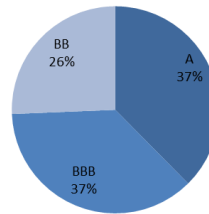
CLOSE	AAA	AA
Vintage	100.00%	100.00%
2013	0.78%	0.75%
2014	2.42%	3.01%
2015	3.16%	2.82%
2016	4.31%	4.37%
2017	11.57%	13.53%
2018	16.72%	17.40%
2019	12.47%	10.99%
2020	6.61%	6.75%
2021	21.11%	21.66%
2022	10.54%	9.36%
2023	6.58%	6.04%
2024	3.73%	3.32%

CLODI	A	BBB	BB
Vintage	100.00%	100.00%	100.00%
2013	1.03%	0.64%	0.75%
2014	3.64%	3.25%	3.80%
2015	2.32%	2.25%	2.10%
2016	4.83%	5.07%	5.46%
2017	14.72%	14.97%	15.49%
2018	17.96%	18.33%	18.14%
2019	10.94%	10.73%	11.41%
2020	6.58%	6.57%	6.47%
2021	19.47%	19.71%	19.21%
2022	9.55%	9.82%	9.41%
2023	5.75%	5.51%	4.94%
2024	3.21%	3.15%	2.80%

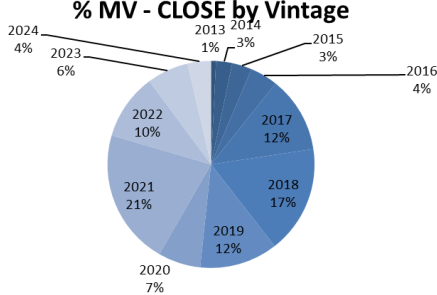
**% MV - CLOSE by Rating**



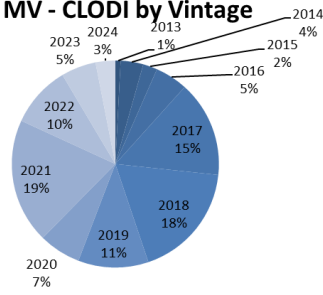
**% MV - CLODI by Rating**



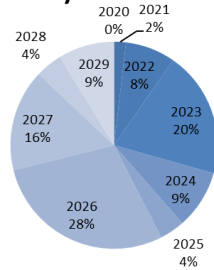
**% MV - CLOSE by Vintage**



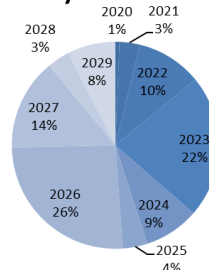
**% MV - CLODI by Vintage**



**% MV - CLOSE by Reinvestment End Date**



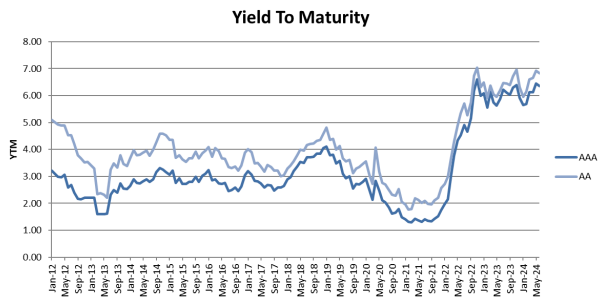
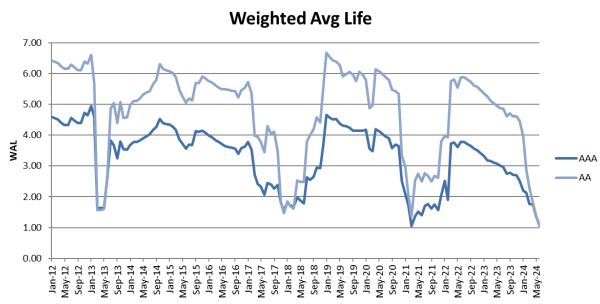
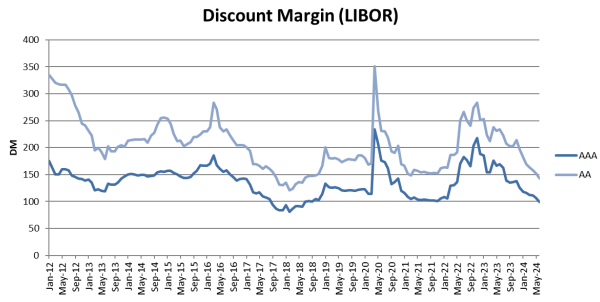
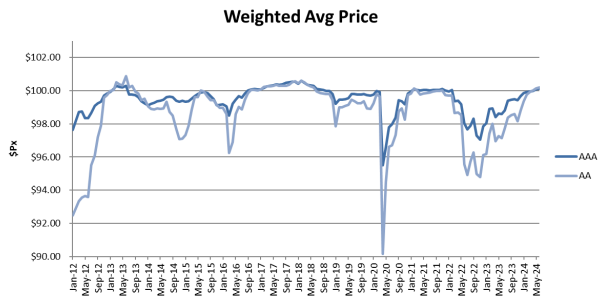
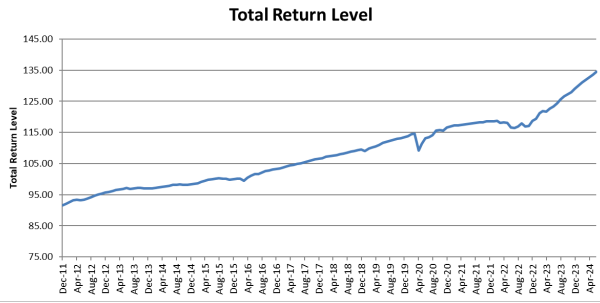
**% MV - CLODI by Reinvestment End Date**



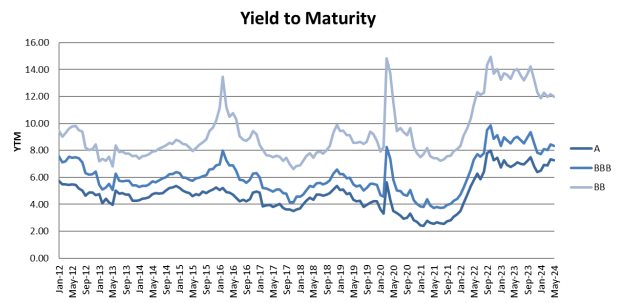
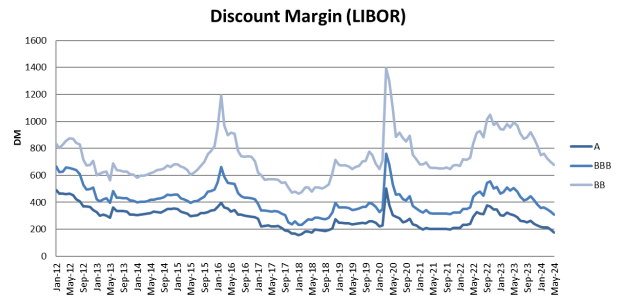
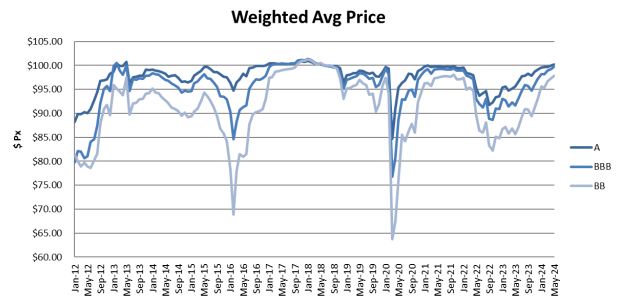
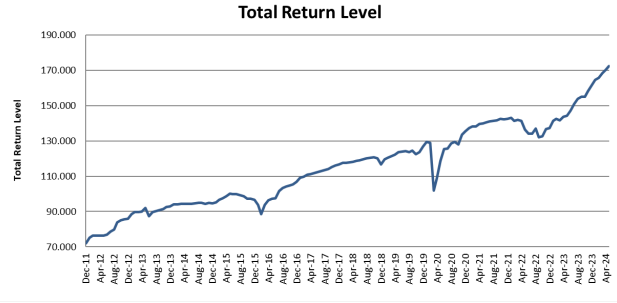
Allocations are subject to change and should not be considered a recommendation to buy or sell any security.

The numbers prior to June 1, 2015, are hypothetical/model data, calculated using a compilation of Thompson Reuters pricing and secondary market trade quotes. There are inherent limitations of showing data derived from the retroactive application of a model. Unlike actual performance, these results may not accurately reflect the effect of certain material economic or market factors, and therefore, results may be over or under-stated due to the impact of these factors. It is unknown what effects these factors might have had on Palmer Square Capital Management LLC's decision-making if it were actually calculating the Indices during the entire time period.

**CLOSE:**



**CLODI:**



Allocations are subject to change and should not be considered a recommendation to buy or sell any security.

The numbers prior to June 1, 2015, are hypothetical/model data, calculated using a compilation of Thompson Reuters pricing and secondary market trade quotes. There are inherent limitations of showing data derived from the retroactive application of a model. Unlike actual performance, these results may not accurately reflect the effect of certain material economic or market factors, and therefore, results may be over or under-stated due to the impact of these factors. It is unknown what effects these factors might have had on Palmer Square Capital Management LLC's decision-making if it were actually calculating the Indices during the entire time period.

**Indices Constituents: Palmer Square Senior Debt Index (CLOSE)**

Bloomberg Ticker	CUSIP	Weight	Bloomberg Ticker	CUSIP	Weight
AGL 2020-3A A	00119MAA7	0.29%	APID 2023-46A A1	03770RAA0	0.24%
AGL 2020-3A B1	00119MAC3	0.04%	APID 2023-46A B	03770RAE2	0.05%
AGL 2020-5A A1R	00119TAF1	0.38%	APID XXXA A1A	03768CAC3	0.27%
AGL 2020-5A BR	00119TAK0	0.07%	APID XXXA A2	03768CAG4	0.06%
AGL 2021-12A A1	00120BAA8	0.28%	ARES 2015-2A AR3	04015GAX7	0.49%
AGL 2021-12A B	00120BAE0	0.05%	ARES 2015-2A BR2	04015GAR0	0.09%
AGL 2021-13A A1	00120JAA1	0.28%	ARES 2016-40A A1RR	04016GBB3	0.09%
AGL 2021-13A B	00120JAE3	0.06%	ARES 2016-40A A3RR	04016GBF4	0.06%
AIGIM 2021-1A A	00141YAA3	0.24%	ARES 2016-41A AR2	04016DAS4	0.29%
AIGIM 2021-1A B	00141YAC9	0.04%	ARES 2016-41A BR	04016DAU9	0.06%
AIGIM 2021-3A A	00142QAA9	0.24%	ARES 2017-43A AR	04016PAJ7	0.38%
AIGIM 2021-3A B	00142QAC5	0.05%	ARES 2017-43A BR	04016PAL2	0.08%
AIMCO 2020-11A AR	00140NAN0	0.29%	ARES 2017-44A A1R	04016NAM5	0.51%
AIMCO 2020-11A BR	00140NAQ3	0.06%	ARES 2017-44A A3R1	04016NAR4	0.05%
ALINE 2018-1A A	016269AA0	0.19%	ARES 2018-47A A1	04016VAA3	0.19%
ALINE 2018-1A B	016269AB8	0.04%	ARES 2018-47A B	04016VAE5	0.06%
ALLEG 2018-3A A1R	01750NAL3	0.11%	ARES 2018-50A AR	04018LAJ4	0.23%
ALLEG 2018-3A B1R	01750NAN9	0.04%	ARES 2018-50A BR	04018LAL9	0.04%
ALLEG 2021-2A A1	01751AAC0	0.12%	ARES 2020-56A AR	04018NAN1	0.29%
ALLEG 2021-2A B	01751AAE6	0.04%	ARES 2020-56A BR	04018NAQ4	0.06%
ALM 2020-1A A1A1	00166FAC0	0.41%	ARES 2021-59A A	04018EAA9	0.29%
ALM 2020-1A A2	00166FAG1	0.13%	ARES 2021-59A B1	04018EAC5	0.04%
ANHC 2021-19A A	03328JAA5	0.23%	ARES 2021-62A A1	00192WAA5	0.28%
ANHC 2021-19A B1	03328JAC1	0.05%	ARES 2021-62A B	00192WAE7	0.05%
APID 2016-25A A1R2	03762YAR8	0.31%	ARES 2022-65A A1	04019FAA5	0.38%
APID 2016-25A A2R2	03762YAT4	0.06%	ARES 2022-65A B	04019FAE7	0.07%
APID 2017-28A A1A	03767CAA8	0.28%	ARES 2023-70A A1	039951AA6	0.33%
APID 2017-28A A2	03767CAC4	0.05%	ARES 2023-70A B1	039951AE8	0.05%
APID 2018-18A AR	03767NAN6	0.28%	ARES 2024-69A A1	039953AA2	0.24%
APID 2018-18A B	03767NAG1	0.05%	ARES 2024-69A B	039953AE4	0.04%
APID 2018-29A A1A	03767MAC2	0.23%	ATCLO 2018-12A A1	04942UAC0	0.19%
APID 2018-29A A2	03767MAG3	0.05%	ATCLO 2018-12A B	04942UAG1	0.04%
APID 2019-31A A1R	03767VAG3	0.30%	ATCLO 2019-13A A1L	BCC2IWBP9	0.12%
APID 2019-31A BR	03767VAL2	0.05%	ATCLO 2019-13A BNR	04942VBA1	0.03%
APID 2021-35A A	03768UAA7	0.24%	ATRM 13A AR	55822RAA8	0.37%
APID 2021-35A B	03768UAB5	0.05%	ATRM 13A B	04966HAE6	0.08%
APID 2022-42A A1	03770GAA4	0.26%	ATRM 14A A1	04965LAC2	0.33%
APID 2022-42A B	03770GAE6	0.04%	ATRM 14A B	04965LAJ7	0.07%
APID 2023-44A A1	037989AA8	0.18%	ATRM 15A A1	04965FAC5	0.45%
APID 2023-44A B	037989AE0	0.04%	ATRM 15A B	04965FAG6	0.09%

*Indices Constituents and their corresponding weights are subject to change and should not be considered a recommendation to buy or sell any security.*

**Indices Constituents: Palmer Square Senior Debt Index (CLOSE)**

Bloomberg Ticker	CUSIP	Weight	Bloomberg Ticker	CUSIP	Weight
ATRM 9A AR2	55821CAA2	0.41%	BLACK 2019-2A A1AR	09204GAF6	0.24%
ATRM 9A BR2	55821CAC8	0.07%	BLACK 2019-2A A2R	09204GAK5	0.04%
AWPT 2021-14A A1	28623RAC2	0.23%	BLUEM 2018-3A A1R	09630AAN6	0.26%
AWPT 2021-14A B	28623RAG3	0.04%	BLUEM 2018-3A BR	09630AAS5	0.05%
BABSN 2018-3A A1	06760PAC5	0.03%	BLUEM 2021-32A A	09631EAA5	0.24%
BABSN 2018-3A B1	06760PAG6	0.04%	BLUEM 2021-32A B	09631EAC1	0.05%
BABSN 2018-4X A1R	BCC3FFVB6	0.21%	BLUEM 2022-35A A	09631RAA6	0.27%
BABSN 2018-4X BR	BCC3FFVD2	0.04%	BLUEM 2022-35A B	09631RAC2	0.05%
BABSN 2023-2A A1	06763FAA8	0.24%	BOYCE 2022-1A A1	103228AA0	0.35%
BABSN 2023-2A B1	06763FAC4	0.04%	BOYCE 2022-1A B1	103228AE2	0.05%
BABSN 2023-4A A	06763MAA3	0.25%	BSP 2017-12A A1R	08179HAE0	0.19%
BABSN 2023-4A B	06763MAC9	0.04%	BSP 2017-12A A2R	08179HAG5	0.06%
BALLY 2021-18A A1	05875YAA4	0.27%	BSP 2019-17A AR	08182BAL2	0.24%
BALLY 2021-18A A2	05875YAC0	0.05%	BSP 2019-17A BR	08182BAN8	0.04%
BARDT 2019-2A AR	06744NBG1	0.29%	BSP 2019-19A AR	08182RAJ2	0.24%
BARDT 2019-2A BR	06744NBJ5	0.06%	BSP 2019-19A BR	08182RAN3	0.05%
BATLN 2017-11A AR	07132LAL3	0.31%	BSP 2021-23A A1	08186VAA8	0.27%
BATLN 2017-11A BR	07132LAN9	0.07%	BSP 2021-23A B1	08186VAE0	0.02%
BATLN 2018-12A A1	07133RAA3	0.24%	BSP 2021-25A A1	08186YAA2	0.23%
BATLN 2018-12A B1	07133RAC9	0.03%	BSP 2021-25A B	08186YAC8	0.04%
BATLN 2019-14A AR	07090AAQ6	0.27%	CARVL 2022-1A A1	14686FAA6	0.23%
BATLN 2019-14A BR	07090AAS2	0.05%	CARVL 2022-1A B	14686FAC2	0.05%
BCC 2018-1A A1	05683LAA4	0.20%	CARVL 2023-1A A1	14686BAA5	0.23%
BCC 2018-1A B	05683LAE6	0.06%	CARVL 2023-1A B1	14686BAE7	0.04%
BCC 2018-2A A1	05682VAA3	0.23%	CARVL 2024-1A A	14688HAA0	0.25%
BCC 2018-2A B	05682VAE5	0.05%	CARVL 2024-1A B	14688HAE2	0.05%
BCC 2019-2A AR	05682LAJ6	0.24%	CATSK 2017-1A A1AR	149420AL5	0.07%
BCC 2019-2A BR	05682LAL1	0.05%	CATSK 2017-1A A2	149420AE1	0.06%
BCC 2019-4A A1R	05684AAN9	0.29%	CAVU 2021-3A A	89624GAA1	0.24%
BCC 2019-4A BR	05684AAS8	0.05%	CAVU 2021-3A B1	89624GAC7	0.03%
BCC 2021-4A A1	05685AAC2	0.29%	CBAM 2017-2A AR	12481KAS7	0.76%
BCC 2021-4A B	05685AAG3	0.05%	CBAM 2017-2A BR	12481KAU2	0.14%
BCC 2022-1A A1	05684UAA3	0.26%	CBAM 2017-4A A	12481NAB8	0.34%
BCC 2022-1A B	05684UAE5	0.05%	CBAM 2017-4A B2	12481NAD4	0.05%
BCC 2022-2A A1	05682GAA6	0.29%	CBAM 2018-5A A	12481QAC9	0.40%
BCC 2022-2A B	05682GAG3	0.05%	CBAM 2018-5A B1	12481QAE5	0.07%
BCC 2023-3A A	05682CAA5	0.30%	CBAM 2018-6A A1R	12481XAN0	0.40%
BCC 2023-3A B	05682CAC1	0.06%	CBAM 2018-6A B1R	12481XAS9	0.06%
BCHPK 2019-1A A1R	07355TAU6	0.37%	CBAM 2019-9A AR	14987VAN9	0.29%
BCHPK 2019-1A B1R	07355TAY8	0.03%	CBAM 2019-9A B1R	14987VAQ2	0.04%

*Indices Constituents and their corresponding weights are subject to change and should not be considered a recommendation to buy or sell any security.*

**Indices Constituents: Palmer Square Senior Debt Index (CLOSE)**

Bloomberg Ticker	CUSIP	Weight	Bloomberg Ticker	CUSIP	Weight
CGMS 2012-3A A1A2	14312EAJ2	0.27%	CIFC 2019-4A A1R	17182XAL5	0.24%
CGMS 2012-3A A2A2	14312EAN3	0.02%	CIFC 2019-4A A2R	17182XAQ4	0.04%
CGMS 2014-1A A1R2	14310MAW7	0.23%	CIFC 2021-3A A	12564DAA2	0.28%
CGMS 2014-1A BR2	14310MBA4	0.06%	CIFC 2021-3A B	12564DAC8	0.06%
CGMS 2015-1A AR3	14311DBN5	0.19%	CIFC 2021-7A A1	12567HAC6	0.20%
CGMS 2015-1A BR3	14311DBQ8	0.05%	CIFC 2021-7A B	12567HAE2	0.07%
CGMS 2017-2A A1R	14315JAQ2	0.18%	CIFC 2022-1A A	12570LAA6	0.24%
CGMS 2017-2A A2R	14315JAU3	0.05%	CIFC 2022-1A B	12570LAC2	0.05%
CGMS 2017-4A A1	14315BAA4	0.18%	CIFC 2022-2A A1	12567MAA9	0.18%
CGMS 2017-4A A2	14315BAC0	0.05%	CIFC 2022-2A B	12567MAE1	0.04%
CGMS 2018-2A A1R	14317PAJ2	0.24%	COOK 2018-1A A1	21623PAA5	0.27%
CGMS 2018-2A A2R	14317PAL7	0.05%	COOK 2018-1A B	21623PAE7	0.07%
CGMS 2018-4A A1A	14315RAA9	0.25%	DCLO 2022-4A A1R	25255NAQ1	0.23%
CGMS 2018-4A A2	14315RAE1	0.05%	DCLO 2022-4A A2AR	25255NAS7	0.05%
CGMS 2019-1A A1AR	14316BAL9	0.28%	DRSLF 2016-43A AR2	26245CBE2	0.32%
CGMS 2019-1A A2R	14316BAQ8	0.05%	DRSLF 2016-43A B1R2	26245CBG7	0.04%
CGMS 2019-3A A1RR	14314HAY0	0.29%	DRSLF 2016-45A A1R	26244MAL6	0.28%
CGMS 2019-3A A2RR	14314HBA1	0.05%	DRSLF 2016-45A BR	26244MAQ5	0.06%
CGMS 2021-1A A1	14316MAA9	0.28%	DRSLF 2017-47A A1R	26245EAI8	0.11%
CGMS 2021-1A A2	14316MAC5	0.07%	DRSLF 2017-47A BR	26245EAN9	0.04%
CGMS 2021-8A A	143120AA1	0.28%	DRSLF 2017-49A AR	26244QAN3	0.25%
CGMS 2021-8A B	143120AC7	0.07%	DRSLF 2017-49A BR	26244QAQ6	0.06%
CGMS 2022-4A A1	14317BAA2	0.26%	DRSLF 2017-53A A	26243EAA9	0.27%
CGMS 2022-4A B1	14317BAE4	0.03%	DRSLF 2017-53A B	26243EAB7	0.05%
CIFC 2013-2A A1L2	12549BAY4	0.24%	DRSLF 2018-64A A	26251LAC8	0.28%
CIFC 2013-2A A2L2	12549BBA5	0.06%	DRSLF 2018-64A B	26251LAE4	0.05%
CIFC 2014-2RA A1	12548RAB0	0.20%	DRSLF 2019-68A AR	26252QAJ1	0.24%
CIFC 2014-2RA A2	12548RAC8	0.07%	DRSLF 2019-68A BR	26252QAL6	0.05%
CIFC 2014-3A A1R2	12549QBA2	0.31%	DRSLF 2020-86A A1R	26245XAL1	0.29%
CIFC 2014-3A BR2	12549QBE4	0.06%	DRSLF 2020-86A BR	26245XAQ0	0.05%
CIFC 2017-1A ARR	17181PAC3	0.23%	DRSLF 2021-92A A	262488AA7	0.29%
CIFC 2017-1A BRR	17181PAE9	0.05%	DRSLF 2021-92A B	262488AC3	0.06%
CIFC 2017-4A A1R	12551JAL0	0.25%	DRSLF 2021-95A A	262487AA9	0.29%
CIFC 2017-4A A2R	12551JAN6	0.07%	DRSLF 2021-95A B	262487AC5	0.06%
CIFC 2018-1A A	12551RAA6	0.40%	DRSLF 2022-97A A	26248XAA2	0.24%
CIFC 2018-1A B	12551RAC2	0.08%	DRSLF 2022-97A B	26248XAC8	0.05%
CIFC 2018-2A A1	17180WAA3	0.35%	DRSLF 2022-98A A	26248AAA2	0.27%
CIFC 2018-2A A2	17180WAC9	0.06%	DRSLF 2022-98A B1	26248AAC8	0.04%
CIFC 2019-1A AR	12553DAJ6	0.30%	ELM12 2021-5A A	29002YAA0	0.07%
CIFC 2019-1A BR	12553DAL1	0.05%	ELM12 2021-5A B	29002YAC6	0.06%

*Indices Constituents and their corresponding weights are subject to change and should not be considered a recommendation to buy or sell any security.*

**Indices Constituents: Palmer Square Senior Debt Index (CLOSE)**

Bloomberg Ticker	CUSIP	Weight	Bloomberg Ticker	CUSIP	Weight
ELM14 2022-1A A	29003WAA3	0.32%	GLM 2020-7A AR	38138LAL2	0.13%
ELM14 2022-1A B	29003WAC9	0.06%	GLM 2020-7A BR	38138LAN8	0.05%
ELM16 2022-3A AR	29002UAJ9	0.37%	GLM 2021-11A A	38138KAC4	0.31%
ELM16 2022-3A BR	29002UAL4	0.07%	GLM 2021-11A B	38138KAE0	0.07%
ELM24 2023-3A A1	290020AA4	0.25%	GLM 2021-9A AR	38138JAN3	0.23%
ELM24 2023-3A B	290020AE6	0.04%	GLM 2021-9A BR	38138JAS2	0.06%
ELM26 2024-1A A1	29004CAA6	0.28%	GLM 2022-12A A	38138FAC5	0.28%
ELM26 2024-1A B	29004CAE8	0.06%	GLM 2022-12A B	38138FAG6	0.05%
ELMW7 2020-4A AR	29002QAJ8	0.25%	GNRT 5A AR	37148XAC6	0.22%
ELMW7 2020-4A BR	29002QAL3	0.05%	GNRT 5A BR	37148XAE2	0.04%
ELMW8 2021-1A AR	29003EAS4	0.52%	GRNPK 2018-1A A2	39729RAB4	0.23%
ELMW8 2021-1A BR	29003EAU9	0.10%	GRNPK 2018-1A B	39729RAC2	0.10%
FCBSL 2021-2A A	34963DAA3	0.24%	HLM 13A-18 A1	40437LAC6	0.20%
FCBSL 2021-2A B	34963DAC9	0.06%	HLM 13A-18 B	40437LAG7	0.04%
FCBSL 2021-4A A	34963DAJ4	0.28%	HLM 2021-16A A1	40440XAA9	0.24%
FCBSL 2021-4A B1	34963DAL9	0.04%	HLM 2021-16A B	40440XAC5	0.05%
FCBSL 2022-1A A1	34964HAA3	0.24%	ICG 2021-1A A1	449303AA4	0.19%
FCBSL 2022-1A B1	34964HAC9	0.02%	ICG 2021-1A B	449303AE6	0.04%
FLAT 2021-1A A1	33883PAC1	0.24%	INVCO 2021-2A A	46149MAA4	0.24%
FLAT 2021-1A B	33883PAE7	0.05%	INVCO 2021-2A B	46149MAC0	0.05%
GCBSL 2020-48A A1	38177DAA6	0.26%	INVCO 2021-3A A	46146JAA4	0.24%
GCBSL 2020-48A B1	38177DAG3	0.04%	INVCO 2021-3A B	46146JAC0	0.05%
GCBSL 2021-55A A	38178LAA7	0.26%	INVCO 2022-1A A	460988AA6	0.29%
GCBSL 2021-55A B	38178LAC3	0.06%	INVCO 2022-1A B	460988AC2	0.06%
GCBSL 2023-68A A	38179QAA5	0.24%	INVCO 2023-1A AR	46146GAQ5	0.29%
GCBSL 2023-68A B	38179QAC1	0.05%	INVCO 2023-1A BR	46146GAS1	0.06%
GCBSL 2024-72A A	381941AA1	0.29%	JNPPK 2023-1A A1	48206KAA4	0.24%
GCBSL 2024-72A B	381941AC7	0.05%	JNPPK 2023-1A B	48206KAE6	0.06%
GILBT 2017-1A A	375415AA4	0.26%	KKR 16 A1R2	48251BAW0	0.34%
GILBT 2017-1A B	375415AC0	0.08%	KKR 16 A2R2	48251BAY6	0.07%
GLM 2017-1A A1L	GOLIQZH0	0.06%	KKR 18 AR	48251JAL7	0.18%
GLM 2017-1A B1R2	38136FBJ1	0.04%	KKR 18 BR	48251JAN3	0.06%
GLM 2017-2A AR	38136MAU2	0.15%	KKR 20 A	48251TAA9	0.19%
GLM 2017-2A BR	38136MAW8	0.04%	KKR 20 B	48251TAB7	0.05%
GLM 2018-3A A	38138BAC4	0.20%	KKR 2022-41A A1	48255PAA3	0.19%
GLM 2018-3A B1	38138BAG5	0.03%	KKR 2022-41A B	48255PAC9	0.05%
GLM 2019-4A ARR	38137YBA8	0.39%	KKR 21 A	48252KAA7	0.25%
GLM 2019-4A BR	38137YAS0	0.05%	KKR 21 B	48252KAC3	0.05%
GLM 2019-5A AR	38138DAN6	0.10%	KKR 22A A	48252WAA1	0.26%
GLM 2019-5A BR	38138DAQ9	0.05%	KKR 22A B	48252WAC7	0.05%

*Indices Constituents and their corresponding weights are subject to change and should not be considered a recommendation to buy or sell any security.*

**Indices Constituents: Palmer Square Senior Debt Index (CLOSE)**

Bloomberg Ticker	CUSIP	Weight	Bloomberg Ticker	CUSIP	Weight
KKR 31A A1	48254NAA9	0.28%	MDPK 2018-32A A1R	55817AAN4	0.36%
KKR 31A B	48254NAE1	0.06%	MDPK 2018-32A BR	55817AAS3	0.07%
LCM 16A A1AR	50181GBA7	0.16%	MDPK 2019-33A AR	55819JAN3	0.38%
LCM 16A BR2	50181GBG4	0.07%	MDPK 2019-33A BR	55819JAQ6	0.09%
LCM 24A AR	50188YAE4	0.12%	MDPK 2020-46A AR	55822AAL1	0.32%
LCM 24A BR	50188YAG9	0.05%	MDPK 2020-46A B1R	55822AAN7	0.08%
LCM 26A A1	50200FAC3	0.15%	MDPK 2021-48A A	55821UAA2	0.42%
LCM 26A B	50200FAE9	0.05%	MDPK 2021-48A B	55821UAC8	0.08%
LCM 34A A1	50203CAA1	0.23%	MDPK 2021-59A A1R	55822EAJ8	0.34%
LCM 34A B	50203CAE3	0.05%	MDPK 2021-59A BR	55822EAN9	0.05%
LCM 35A A1	50202QAA1	0.23%	MDPK 2022-53A A	558189AA4	0.32%
LCM 35A B	50202QAE3	0.04%	MDPK 2022-53A B	558189AC0	0.06%
MAGNE 2019-22A AR	55954HAL6	0.32%	MDPK 2022-55A A1	55819FAA9	0.28%
MAGNE 2019-22A BR	55954HAN2	0.06%	MDPK 2022-55A B1	55819FAE1	0.04%
MAGNE 2019-24A AR	55954WAL3	0.29%	MDPK 2023-63A A1	55817GAA9	0.28%
MAGNE 2019-24A BR	55954WAN9	0.06%	MDPK 2023-63A B1	55817GAE1	0.05%
MAGNE 2020-27A AR	55955EAL2	0.24%	MIDO 2017-7A A1R	59801WAM8	0.07%
MAGNE 2020-27A BR	55955EAN8	0.05%	MIDO 2017-7A BR	59801WAR7	0.04%
MAGNE 2021-29A A	55955KAA2	0.26%	MP23 2021-4A A1	56607TAA3	0.24%
MAGNE 2021-29A B	55955KAC8	0.05%	MP23 2021-4A B1	56607TAE5	0.03%
MAGNE 2023-37A A	55952AAA7	0.25%	NCC 2018-IIA A	63152PAA6	0.25%
MAGNE 2023-37A B	55952AAC3	0.05%	NCC 2018-IIA B	63152PAC2	0.05%
MCLO 2018-11A A1	56577QAA5	0.20%	NEUB 2019-32A AR	64132DAJ7	0.28%
MCLO 2018-11A A2	56577QAC1	0.05%	NEUB 2019-32A BR	64132DAL2	0.06%
MDPK 2015-17A AR2	55818YBNO	0.32%	NEUB 2019-33A AR	64132TAJ2	0.28%
MDPK 2015-17A BR2	55818YBS9	0.07%	NEUB 2019-33A BR	64132TAL7	0.06%
MDPK 2015-18A ARR	55819BAW0	0.36%	NEUB 2020-36A A1R2	64133KAW1	0.06%
MDPK 2015-18A BR	55819BAN0	0.06%	NEUB 2020-36A BR2	64133KAY7	0.05%
MDPK 2016-21A A2RR	55820JBG4	0.07%	NEUB 2020-39A A1R	64134GAL3	0.24%
MDPK 2016-21A AARR	55820JBC3	0.37%	NEUB 2020-39A BR	64134GAQ2	0.05%
MDPK 2016-22A A1R	55819XAY8	0.38%	NEUB 2021-43A A	64134AAA0	0.28%
MDPK 2016-22A BR	55819XBC5	0.07%	NEUB 2021-43A B	64134AAC6	0.07%
MDPK 2017-23A AR	55820TAJ7	0.36%	NEUB 2021-46A A	64134QAA5	0.28%
MDPK 2017-23A BR	55820TAL2	0.08%	NEUB 2021-46A B	64134QAC1	0.06%
MDPK 2018-27A A1A	55820YAA5	0.32%	NEUB 2022-49A A	64135JAA0	0.08%
MDPK 2018-27A A2	55820YAC1	0.08%	NEUB 2022-49A B	64135JAC6	0.06%
MDPK 2018-28A A1	55821AAA6	0.30%	OAKC 2012-7A AR3	67102QAV0	0.10%
MDPK 2018-28A B	55821AAE8	0.05%	OAKC 2012-7A BR3	67102QAZ1	0.02%
MDPK 2018-30A A	55821TAA5	0.28%	OAKC 2014-10RA AR	67707CAQ1	0.28%
MDPK 2018-30A B	55821TAC1	0.05%	OAKC 2014-10RA BR	67707CAS7	0.06%

*Indices Constituents and their corresponding weights are subject to change and should not be considered a recommendation to buy or sell any security.*



**Indices Constituents: Palmer Square Senior Debt Index (CLOSE)**

Bloomberg Ticker	CUSIP	Weight	Bloomberg Ticker	CUSIP	Weight
OAKC 2015-12A A1R2	67109YAY0	0.28%	OCT38 2018-1A A1	67591YAA7	0.24%
OAKC 2015-12A B1R2	67109YBC7	0.03%	OCT38 2018-1A A3A	67591YAE9	0.03%
OAKC 2019-3A AR	67112RAS3	0.33%	OCT40 2019-1A A1R	67592BAL2	0.29%
OAKC 2019-3A BR	67112RAU8	0.07%	OCT40 2019-1A BR	67592BAN8	0.05%
OAKC 2019-4A AR	67098DAS2	0.28%	OCT45 2019-1A A1R	67577MAN3	0.32%
OAKC 2019-4A BR	67098DAU7	0.06%	OCT45 2019-1A BR	67577MAQ6	0.05%
OAKC 2020-5A A1	67113GAC1	0.28%	OCT46 2020-2A AR	67577VAL7	0.24%
OAKC 2020-5A B	67113GAG2	0.05%	OCT46 2020-2A BR	67577VAN3	0.05%
OAKC 2020-7A AR	67098WAN1	0.26%	OCT51 2021-1A A	67578JAA7	0.24%
OAKC 2020-7A BR	67098WAQ4	0.06%	OCT51 2021-1A B	67578JAC3	0.05%
OAKC 2021-10A A	67707LAC2	0.13%	OCT58 2022-1A A1	675932AA5	0.28%
OAKC 2021-10A B	67707LAG3	0.07%	OCT58 2022-1A B	675932AG2	0.06%
OAKC 2021-16A A	67115LAA2	0.28%	OCT64 2022-1A A1	67579AAD9	0.40%
OAKC 2021-16A B	67115LAC8	0.06%	OCT64 2022-1A B1	67579AAK3	0.06%
OAKC 2022-11A A	67115VAA0	0.31%	OCT67 2023-1A A1	67571LAA9	0.23%
OAKC 2022-11A B	67115VAC6	0.06%	OCT67 2023-1A B	67571LAE1	0.05%
OAKC 2023-14A A	67117AAA4	0.25%	OCT68 2023-1A A1	675949AC5	0.24%
OAKC 2023-14A B	67117AAE6	0.04%	OCT68 2023-1A B	675949AG6	0.04%
OAKCL 2019-3A A1R	67400EAN4	0.35%	OCT71 2024-1A A1	67579CAA1	0.24%
OAKCL 2019-3A BR	67400EAS3	0.06%	OCT71 2024-1A B	67579CAC7	0.04%
OAKCL 2019-4A A1R	67402CAQ9	0.36%	OHALF 2015-1A AR3	67109BDC5	0.31%
OAKCL 2019-4A BR	67402CAU0	0.06%	OHALF 2015-1A BR3	67109BDE1	0.07%
OCP 2014-6A A1R2	67106BAU1	0.30%	OZLM 2017-19A A1AR	67112CAL1	0.19%
OCP 2014-6A A2R2	67106BAW7	0.10%	OZLM 2017-19A A2AR	67112CAN7	0.04%
OCP 2017-13A A1AR	67097LAH9	0.26%	PBSPK 2024-1A A	70537AAA0	0.29%
OCP 2017-13A A2R	67097LAM8	0.04%	PBSPK 2024-1A B1	70537AAC6	0.04%
OCP 2017-14A A1A	67097QAA3	0.15%	PCEPK 2021-1A A	70470MAC9	0.30%
OCP 2017-14A A2	67097QAE5	0.05%	PCEPK 2021-1A B1	70470MAE5	0.07%
OCP 2018-15A A1	67112KAA7	0.27%	PLMRS 2021-3A A1	69688FAA8	0.37%
OCP 2018-15A A3	67112KAC3	0.05%	PLMRS 2021-3A B	69688FAJ9	0.07%
OCP 2021-22A A	67117TAA3	0.27%	PLMRS 2021-4A A	69702EAA3	0.37%
OCP 2021-22A B1	67117TAC9	0.04%	PLMRS 2021-4A B	69702EAC9	0.07%
OCT14 2012-1A A2RR	67590ABT8	0.05%	PLMRS 2022-2A A1	69688NAA1	0.22%
OCT14 2012-1A AARR	67590ABP6	0.11%	PLMRS 2022-2A B	69688NAC7	0.05%
OCT21 2014-1A A2R3	67590QBM8	0.07%	PLMRS 2022-5A A	69702MAA5	0.24%
OCT21 2014-1A AAR3	67590QBK2	0.33%	PLMRS 2022-5A B1	69702MAC1	0.04%
OCT28 2016-1A A1RR	67591EBG7	0.32%	PLMRS 2024-1A A	69703JAA1	0.27%
OCT28 2016-1A BRR	67591EBL6	0.06%	PLMRS 2024-1A B	69703JAC7	0.05%
OCT37 2018-2A A1A	67591VAA3	0.23%	PSTAT 2021-3A A1	69702BAA9	0.18%
OCT37 2018-2A A2	67591VAE5	0.06%	PSTAT 2021-3A A2	69702BAC5	0.09%

*Indices Constituents and their corresponding weights are subject to change and should not be considered a recommendation to buy or sell any security.*

**Indices Constituents: Palmer Square Senior Debt Index (CLOSE)**

Bloomberg Ticker	CUSIP	Weight	Bloomberg Ticker	CUSIP	Weight
PSTAT 2021-4A A1	69702HAA6	0.24%	RRAM 2023-26A A1	74989MAA9	0.24%
PSTAT 2021-4A A2	69702HAC2	0.09%	RRAM 2023-26A A2	74989MAC5	0.05%
PSTAT 2022-1A A1	69701CAA8	0.22%	RRAM 2024-28RA A1R	74989NAA7	0.25%
PSTAT 2022-1A A2	69701CAC4	0.07%	RRAM 2024-28RA A2R	74989NAC3	0.06%
PSTAT 2022-3A A1AR	69690CAL7	0.35%	RSRVA 2016-3A ARR	76761RAY5	0.29%
PSTAT 2022-3A A2R	69690CAQ6	0.03%	RSRVA 2016-3A BRR	76761RBA6	0.05%
RAD 2020-7A A1R	74936GAA6	0.29%	SHACK 2014-5RA A	81881JAC6	0.22%
RAD 2020-7A B1R	74936GAC2	0.04%	SHACK 2014-5RA B	81881JAE2	0.05%
REG13 2018-2A A1	75888FAC9	0.22%	SIXST 2021-20A A1	83012QAA2	0.24%
REG13 2018-2A A2	75888FAE5	0.05%	SIXST 2021-20A B	83012QAC8	0.04%
REG14 2018-3A A	75888MAE0	0.29%	SNDPT 2014-2RA A	83613WAA2	0.30%
REG14 2018-3A B	75888MAG5	0.05%	SNDPT 2014-2RA B	83613WAC8	0.05%
REG15 2018-4A A1R	75888RAL3	0.25%	SNDPT 2017-2A AR	83610KAJ2	0.13%
REG15 2018-4A A2R	75888RAN9	0.05%	SNDPT 2017-2A BR	83610KAL7	0.07%
REG16 2019-2A A1	75888TAA3	0.28%	SNDPT 2017-3A A1R	83611GAL5	0.20%
REG16 2019-2A B	75888TAE5	0.05%	SNDPT 2017-3A A2	83611GAC5	0.07%
REG18 2021-1A A1	75884EAA0	0.26%	SNDPT 2017-4A A1	83609TAA5	0.26%
REG18 2021-1A B	75884EAC6	0.05%	SNDPT 2017-4A A2A	83609TAC1	0.05%
REG20 2021-2A A	75884YAA6	0.24%	SNDPT 2018-2A A	83611JAA3	0.36%
REG20 2021-2A B	75884YAC2	0.05%	SNDPT 2018-2A B	83611JAC9	0.07%
REG22 2022-2A A	758968AA9	0.25%	SNDPT 2019-1A AR	83611KAL6	0.23%
REG22 2022-2A B1	758968AC5	0.03%	SNDPT 2019-1A BR	83611KAN2	0.06%
RESPK 2020-1A AR	758465BA5	0.24%	SNDPT 2020-2A AR	83611VAS7	0.24%
RESPK 2020-1A BR	758465BC1	0.05%	SNDPT 2020-2A B1R	83611VAU2	0.04%
ROCKT 2021-3A A1	77341NAA3	0.25%	SNDPT 2020-3A A1R	83615CAL0	0.23%
ROCKT 2021-3A B	77341NAE5	0.05%	SNDPT 2020-3A B	83615CAC0	0.05%
ROCKT 2022-1A A1	77340JAA3	0.22%	SNDPT 2021-3A A	83615PAA5	0.27%
ROCKT 2022-1A B	77340JAC9	0.05%	SNDPT 2021-3A B	83615PAC1	0.05%
RRAM 2017-1A A1AB	78108YAL6	0.33%	SNDPT 2021-4A A	83616AAC3	0.07%
RRAM 2017-1A A2B	78108YAQ5	0.05%	SNDPT 2021-4A B1	83616AAG4	0.04%
RRAM 2018-4A A1A	74972FAC9	0.30%	SPEAK 2017-4A AR	82667EAC5	0.29%
RRAM 2018-4A A2	74972FAG0	0.06%	SPEAK 2017-4A BR	82667EAE1	0.06%
RRAM 2021-17A A1A	74980QAA9	0.32%	STWRT 2015-1A A1R	860444AL2	0.17%
RRAM 2021-17A A2	74980QAE1	0.05%	STWRT 2015-1A BR	860444AQ1	0.04%
RRAM 2021-18A A1A	749752AA9	0.34%	SYMP 2021-25A A	87167WAC9	0.24%
RRAM 2021-18A A2	749752AE1	0.07%	SYMP 2021-25A B	87167WAE5	0.05%
RRAM 2022-24A A1AR	75000HAL8	0.33%	TCIFC 2024-1A A1	88240JAA1	0.28%
RRAM 2022-24A A2R	75000HAQ7	0.06%	TCIFC 2024-1A B	88240JAE3	0.06%
RRAM 2023-25A A1R	75000KAN7	0.27%	TKO 2023-1A A1	88675CAA0	0.23%
RRAM 2023-25A A2R	75000KAQ0	0.05%	TKO 2023-1A B	88675CAE2	0.05%

*Indices Constituents and their corresponding weights are subject to change and should not be considered a recommendation to buy or sell any security.*

**Indices Constituents: Palmer Square Senior Debt Index (CLOSE)**

Bloomberg Ticker	CUSIP	Weight	Bloomberg Ticker	CUSIP	Weight
TKO 2023-2A A1	88675YAA2	0.23%	VENTR 2022-45A A1	92326GAC2	0.23%
TKO 2023-2A B1	88675YAE4	0.04%	VENTR 2022-45A B	92326GAG3	0.04%
TRNTS 2017-6A ARR	89640YAU8	0.33%	VIBR 2018-8A A1A	92558FAA7	0.13%
TRNTS 2017-6A BR1	89640YAW4	0.05%	VIBR 2018-8A A2	92558FAC3	0.04%
TRNTS 2018-9A ARR	89641JAQ9	0.23%	VOYA 2015-3A A1R3	92913UBC9	0.29%
TRNTS 2018-9A BRR	89641JAS5	0.06%	VOYA 2015-3A A3R3	92913UBG0	0.07%
TRNTS 2019-10A AR	89640AAL0	0.29%	VOYA 2016-3A A1R2	92915HAW3	0.15%
TRNTS 2019-10A B1R	89640AAN6	0.04%	VOYA 2016-3A A3R2	92915HBA0	0.05%
TRNTS 2019-11A A1R	89641HAQ3	0.29%	VOYA 2017-2A A1R	92915UAG9	0.13%
TRNTS 2019-11A BR	89641HAU4	0.05%	VOYA 2017-2A A2AR	92915UAJ3	0.06%
TRNTS 2020-14A A1R	89641QAN0	0.25%	VOYA 2017-3A A1R	92915QAU7	0.28%
TRNTS 2020-14A BR	89641QAS9	0.05%	VOYA 2017-3A A2AR	92915QAW3	0.06%
TRNTS 2021-15A A1	89641XAA3	0.23%	VOYA 2018-1A A1	92917AAA4	0.22%
TRNTS 2021-15A B1	89641XAC9	0.04%	VOYA 2018-1A A2	92917AAC0	0.05%
TRNTS 2024-24A A1	89642XAA2	0.23%	VOYA 2018-2A A1	92917JAA5	0.20%
TRNTS 2024-24A B	89642XAE4	0.05%	VOYA 2018-2A B1	92917JAE7	0.04%
TRNTS 2024-27A A1	89642VAA6	0.24%	VOYA 2019-4A A1R	92918BAN3	0.28%
TRNTS 2024-27A B	89642VAE8	0.04%	VOYA 2019-4A BR	92918BAS2	0.05%
TSYMP 2017-1A AR	87232BAF9	0.24%	VOYA 2021-3A A	92919DAA6	0.24%
TSYMP 2017-1A BR	87232BAH5	0.06%	VOYA 2021-3A B	92919DAC2	0.05%
UNPPK 2022-1A A1	913318AA9	0.31%	WELF 2021-3A A	94951JAA8	0.24%
UNPPK 2022-1A B	913318AE1	0.06%	WELF 2021-3A B	94951JAC4	0.05%
VENTR 2013-15A AR3	92328XBD0	0.10%	WELF 2022-1A A1	94950TAA7	0.18%
VENTR 2013-15A BR3	92328XBF5	0.05%	WELF 2022-1A B1	94950TAE9	0.03%
VENTR 2014-17A ARR	92329YAL0	0.00%	WINDR 2014-2A AR	88390AAT7	0.16%
VENTR 2014-17A BRR	92329YAN6	0.05%	WINDR 2014-2A BR	88390AAV2	0.05%
VENTR 2017-27A AR	92331LBC3	0.22%	WINDR 2017-1A ARR	97315TAC6	0.29%
VENTR 2017-27A BR	92331LBE9	0.06%	WINDR 2017-1A BR	97315TAE2	0.06%
VENTR 2017-30A A1	92331NAA4	0.29%	WINDR 2018-2A A1	88434HAA1	0.21%
VENTR 2017-30A B	92331NAE6	0.05%	WINDR 2018-2A B	88434HAG8	0.05%
VENTR 2018-31A A1	92331VAA6	0.35%	WINDR 2019-3A AR	97314JAA3	0.29%
VENTR 2018-31A B	92331VAE8	0.06%	WINDR 2019-3A BR	97314JAC9	0.05%
VENTR 2018-33A A1LR	92330YAN3	0.24%	WINDR 2021-4A A	97316UAA6	0.24%
VENTR 2018-33A BR	92330YAU7	0.05%	WINDR 2021-4A B	97316UAC2	0.04%
VENTR 2019-38A A1R	92332NAS4	0.28%	WINDR 2023-1A A	97316RAA3	0.23%
VENTR 2019-38A BR	92332NAW5	0.05%	WINDR 2023-1A B	97316RAC9	0.05%
VENTR 2021-43A A1	92290CAB5	0.23%	WLLMN 2021-1A A	949723AA8	0.27%
VENTR 2021-43A B	92290CAE9	0.05%	WLLMN 2021-1A B	949723AC4	0.07%
VENTR 2021-44A A1N	92332KAC5	0.23%	WOODS 2018-17A A	66860PAA2	0.22%
VENTR 2021-44A B	92332KAJ0	0.04%	WOODS 2018-17A B	66860PAC8	0.04%

*Indices Constituents and their corresponding weights are subject to change and should not be considered a recommendation to buy or sell any security.*

**Indices Constituents: Palmer Square Debt Index (CLODI)**

Bloomberg Ticker	CUSIP	Weight	Bloomberg Ticker	CUSIP	Weight
AGL 2020-3A C	00119MAG4	0.11%	APID 2017-28A C	03767CAE0	0.16%
AGL 2020-3A D	00119MAJ8	0.09%	APID 2017-28A D	03766YAA1	0.09%
AGL 2020-3A E	00119NAA5	0.09%	APID 2018-18A C	03767NAJ5	0.12%
AGL 2020-5A CR	00119TAM6	0.15%	APID 2018-18A D	03767NAL0	0.10%
AGL 2020-5A DR	00119TAP9	0.15%	APID 2018-18A E	03767QAA7	0.08%
AGL 2020-5A ER	00119UAC5	0.10%	APID 2018-29A B	03767MAJ7	0.13%
AGL 2021-12A C	00120BAG5	0.10%	APID 2018-29A C	03767MAL2	0.09%
AGL 2021-12A D	00120BAJ9	0.12%	APID 2018-29A D	03767GAA9	0.07%
AGL 2021-12A E	00120CAA6	0.09%	APID 2019-31A CR	03767VAN8	0.13%
AGL 2021-13A C	00120JAG8	0.11%	APID 2019-31A DR	03767VAQ1	0.11%
AGL 2021-13A D	00120JAJ2	0.11%	APID 2019-31A ER	03767XAC8	0.09%
AGL 2021-13A E	00120KAA8	0.08%	APID 2021-35A C	03768UAC3	0.10%
AIGIM 2021-1A C	00141YAE5	0.09%	APID 2021-35A D	03768UAD1	0.09%
AIGIM 2021-1A D	00141YAG0	0.11%	APID 2021-35A E	03768TAA0	0.05%
AIGIM 2021-1A E	00141YAJ4	0.07%	APID 2022-42A C	03770GAG1	0.10%
AIGIM 2021-3A C	00142QAE1	0.08%	APID 2022-42A D	03770GAJ5	0.11%
AIGIM 2021-3A D	00142QAG6	0.10%	APID 2022-42A E	03770HAA2	0.04%
AIGIM 2021-3A E	00142QAJ0	0.07%	APID 2023-44A C	037989AG5	0.07%
AIMCO 2020-11A CR	00140NAS9	0.11%	APID 2023-44A D	037989AJ9	0.08%
AIMCO 2020-11A DR	00140NAU4	0.11%	APID 2023-44A e	03770KAA5	0.04%
AIMCO 2020-11A ER	00140PAE5	0.08%	APID 2023-46A C	03770RAG7	0.09%
ALINE 2018-1A C	016269AC6	0.08%	APID 2023-46A D	03770RAJ1	0.10%
ALINE 2018-1A D	016269AD4	0.10%	APID 2023-46A E	03769YAA8	0.05%
ALINE 2018-1A E	016268AA2	0.08%	APID XXXA B	03768CAJ8	0.12%
ALLEG 2018-3A CR	01750NAS8	0.09%	APID XXXA C	03768CAL3	0.12%
ALLEG 2018-3A D	01750NAJ8	0.12%	APID XXXA D	03768BAA9	0.08%
ALLEG 2018-3A E	01750KAA3	0.09%	ARES 2015-2A CR	04015GAT6	0.19%
ALLEG 2021-2A C	01751AAG1	0.08%	ARES 2015-2A DR	04015GAV1	0.18%
ALLEG 2021-2A D	01751AAJ5	0.09%	ARES 2015-2A ER	04015HAL1	0.13%
ALLEG 2021-2A E	01750YAA3	0.08%	ARES 2016-40A BRR	04016GBH0	0.12%
ALM 2020-1A B	00166FAJ5	0.38%	ARES 2016-40A CRR	04016GBK3	0.13%
ALM 2020-1A C	00166FAL0	0.37%	ARES 2016-40A DR	04016HAK2	0.11%
ALM 2020-1A D	00166DAA9	0.27%	ARES 2016-41A CR	04016DAW5	0.11%
ANCHC 2021-19A C	03328JAE7	0.09%	ARES 2016-41A DR	04016DAY1	0.11%
ANCHC 2021-19A D	03328JAG2	0.09%	ARES 2016-41A ER	04016KAG4	0.08%
ANCHC 2021-19A E	03328KAA2	0.08%	ARES 2017-43A CR	04016PAN8	0.14%
APID 2016-25A B1R2	03762YAU1	0.07%	ARES 2017-43A DR	04016PAQ1	0.16%
APID 2016-25A CR	03762YAP2	0.13%	ARES 2017-43A ER	04017AAG5	0.11%
APID 2016-25A DR	03766CAD3	0.11%	ARES 2017-44A BR	04016NAT0	0.20%
APID 2017-28A B	03767CAD2	0.16%	ARES 2017-44A CR	04016NAX1	0.18%

*Indices Constituents and their corresponding weights are subject to change and should not be considered a recommendation to buy or sell any security.*

**Indices Constituents: Palmer Square Debt Index (CLODI)**

Bloomberg Ticker	CUSIP	Weight	Bloomberg Ticker	CUSIP	Weight
ARES 2017-44A DR	04016NAZ6	0.18%	ATRM 9A CR2	55821CAE4	0.22%
ARES 2018-47A C	04016VAG0	0.13%	ATRM 9A DR	04964KAU5	0.13%
ARES 2018-47A D	04016VAJ4	0.14%	ATRM 9A ER	04964LAJ8	0.11%
ARES 2018-47A E	04016WAA1	0.09%	AWPT 2021-14A C	28623RAJ7	0.08%
ARES 2018-50A CR	04018LAN5	0.08%	AWPT 2021-14A D1	28623RAL2	0.07%
ARES 2018-50A D	04018LAG0	0.10%	AWPT 2021-14A E	28623TAA2	0.06%
ARES 2018-50A E	04018KAA5	0.09%	BABSN 2018-3A C	06760PAL5	0.13%
ARES 2020-56A CR	04018NAS0	0.11%	BABSN 2018-3A D	06760PAJ0	0.14%
ARES 2020-56A DR	04018NAU5	0.11%	BABSN 2018-3A E	06760RAA5	0.08%
ARES 2020-56A ER	04018PAE6	0.07%	BABSN 2018-4X CR	BCC3FFVF7	0.08%
ARES 2021-59A C1	04018EAE1	0.10%	BABSN 2018-4X D	06760XAJ3	0.10%
ARES 2021-59A D	04018EAG6	0.11%	BABSN 2018-4X E	06760YAA0	0.09%
ARES 2021-59A E	04018GAA4	0.07%	BABSN 2023-2A C	06763FAD2	0.09%
ARES 2021-62A C	00192WAG2	0.11%	BABSN 2023-2A D	06763FAE0	0.10%
ARES 2021-62A D	00192WAJ6	0.11%	BABSN 2023-2A E	06763GAA6	0.05%
ARES 2021-62A E	00192XAA3	0.07%	BABSN 2023-4A C	06763MAE5	0.10%
ARES 2022-65A C	04019FAG2	0.15%	BABSN 2023-4A D	06763MAG0	0.10%
ARES 2022-65A D	04019FAJ6	0.15%	BABSN 2023-4A E	06763NAA1	0.06%
ARES 2022-65A E	04019GAA3	0.09%	BALLY 2021-18A B	05875YAE6	0.10%
ARES 2023-70A C	039951AG3	0.13%	BALLY 2021-18A C	05875YAG1	0.10%
ARES 2023-70A D1	039951AJ7	0.10%	BALLY 2021-18A D	05875XAA6	0.07%
ARES 2023-70A E	039952AA4	0.08%	BARDT 2019-2A CR	06744NBL0	0.09%
ARES 2024-69A C	039953AG9	0.09%	BARDT 2019-2A DR	06744NBN6	0.11%
ARES 2024-69A D	039953AJ3	0.09%	BARDT 2019-2A ER	06744PBE1	0.09%
ARES 2024-69A E	039954AA0	0.06%	BATLN 2017-11A CR	07132LAQ2	0.10%
ATCLO 2018-12A C	04942UAJ5	0.11%	BATLN 2017-11A DR	07132LAS8	0.13%
ATCLO 2018-12A D	04942UAL0	0.07%	BATLN 2017-11A ER	07132MAE7	0.08%
ATCLO 2018-12A E	04942TAA7	0.06%	BATLN 2018-12A C1	07133RAG0	0.07%
ATCLO 2019-13A CR	04942VBE3	0.10%	BATLN 2018-12A D	07133RAL9	0.12%
ATCLO 2019-13A D	04942VAS3	0.08%	BATLN 2018-12A E	07134HAA4	0.11%
ATCLO 2019-13A E	04942AAA8	0.06%	BATLN 2019-14A C1R	07090AAU7	0.09%
ATRM 13A C	04966HAG1	0.17%	BATLN 2019-14A DR	07090AA9	0.11%
ATRM 13A D	04966HAJ5	0.16%	BATLN 2019-14A ER	07133DAE6	0.07%
ATRM 13A E	04965TAA9	0.10%	BCC 2018-1A C	05683LAG1	0.11%
ATRM 14A C	04965LAL2	0.14%	BCC 2018-1A D	05683LAJ5	0.11%
ATRM 14A D	04965LAN8	0.16%	BCC 2018-1A E	05683MAA2	0.07%
ATRM 14A E	04965HAA5	0.09%	BCC 2018-2A C	05682VAG0	0.12%
ATRM 15A C	04965FAJ0	0.21%	BCC 2018-2A D	05682VAJ4	0.10%
ATRM 15A D	04965FAL5	0.17%	BCC 2018-2A E	05682WAA1	0.08%
ATRM 15A E	04965EAA2	0.12%	BCC 2019-2A CR	05682LAN7	0.09%

*Indices Constituents and their corresponding weights are subject to change and should not be considered a recommendation to buy or sell any security.*

**Indices Constituents: Palmer Square Debt Index (CLODI)**

Bloomberg Ticker	CUSIP	Weight	Bloomberg Ticker	CUSIP	Weight
BCC 2019-2A DR	05682LAQ0	0.09%	BSP 2019-17A ER	08182AAE0	0.06%
BCC 2019-2A ER	05682MAE5	0.07%	BSP 2019-19A CR	08182RAQ6	0.09%
BCC 2019-4A CR	05684AAU3	0.08%	BSP 2019-19A DR	08182RAS2	0.09%
BCC 2019-4A DR	05684AAW9	0.11%	BSP 2019-19A ER	08183PAE6	0.06%
BCC 2019-4A ER	05682XAE1	0.10%	BSP 2021-23A C	08186VAJ9	0.11%
BCC 2021-4A C	05685AAJ7	0.11%	BSP 2021-23A D	08186VAL4	0.11%
BCC 2021-4A D	05685AAL2	0.11%	BSP 2021-23A E	08186XAA4	0.07%
BCC 2021-4A E	05684VAA1	0.08%	BSP 2021-25A C	08186YAE4	0.09%
BCC 2022-1A C	05684UAG0	0.10%	BSP 2021-25A D	08186YAG9	0.10%
BCC 2022-1A D	05684UAJ4	0.11%	BSP 2021-25A E	08187AAA3	0.07%
BCC 2022-1A E	05684WAA9	0.07%	CARVL 2022-1A C	14686FAE8	0.07%
BCC 2022-2A C	05682GAJ7	0.11%	CARVL 2022-1A D	14686FAG3	0.09%
BCC 2022-2A D1	05682GAL2	0.09%	CARVL 2022-1A E	14686HAA2	0.08%
BCC 2022-2A E	05683XAA8	0.07%	CARVL 2023-1A C	14686BAJ6	0.09%
BCC 2023-3A C	05682CAE7	0.11%	CARVL 2023-1A D	14686BAL1	0.09%
BCC 2023-3A D	05682CAG2	0.10%	CARVL 2023-1A E	14686DAA1	0.04%
BCC 2023-3A E	05682KAA7	0.08%	CARVL 2024-1A C	14688HAG7	0.09%
BCHPK 2019-1A C1R	07355TBC5	0.10%	CARVL 2024-1A D	14688HAJ1	0.10%
BCHPK 2019-1A DR	07355TBE1	0.15%	CARVL 2024-1A E	14688JAA6	0.05%
BCHPK 2019-1A ER	07355VAL1	0.11%	CATSK 2017-1A B	149420AG6	0.24%
BLACK 2019-2A BR	09204GAM1	0.10%	CATSK 2017-1A C	149420AJ0	0.18%
BLACK 2019-2A CR	09204GAP4	0.08%	CATSK 2017-1A D	149421AA7	0.14%
BLACK 2019-2A D	09204JAA1	0.07%	CAVU 2021-3A C1	89624GAE3	0.05%
BLUEM 2018-3A C	09630AAJ5	0.11%	CAVU 2021-3A D	89624GAG8	0.09%
BLUEM 2018-3A D	09630AAL0	0.11%	CAVU 2021-3A E	89624HAA9	0.07%
BLUEM 2018-3A E	09629YAA5	0.06%	CBAM 2017-2A CR	12481KAW8	0.25%
BLUEM 2021-32A C	09631EAE7	0.09%	CBAM 2017-2A DR	12481KAY4	0.29%
BLUEM 2021-32A D	09631EAG2	0.09%	CBAM 2017-2A ER	12481LAE6	0.23%
BLUEM 2021-32A E	09631FAA2	0.06%	CBAM 2017-4A C	12481NAE2	0.17%
BLUEM 2022-35A C	09631RAE8	0.10%	CBAM 2017-4A D	12481NAF9	0.20%
BLUEM 2022-35A D	09631RAG3	0.10%	CBAM 2017-4A E	12481PAA5	0.13%
BLUEM 2022-35A E	09631TAA2	0.07%	CBAM 2018-5A C	12481QAJ4	0.17%
BOYCE 2022-1A C	103228AJ1	0.14%	CBAM 2018-5A D	12481QAL9	0.19%
BOYCE 2022-1A D	103228AL6	0.14%	CBAM 2018-5A E	12481UAA4	0.13%
BOYCE 2022-1A E	103226AA4	0.09%	CBAM 2018-6A CR	12481XAY6	0.14%
BSP 2017-12A B	08179HAC4	0.12%	CBAM 2018-6A DR	12481XBA7	0.19%
BSP 2017-12A C	08179HAD2	0.13%	CBAM 2018-6A ER	12482AAE9	0.16%
BSP 2017-12A D	08179JAA4	0.10%	CBAM 2019-9A CR	14987VAU3	0.13%
BSP 2019-17A CR	08182BAQ1	0.12%	CBAM 2019-9A DR	14987VAW9	0.12%
BSP 2019-17A DR	08182BAS7	0.09%	CBAM 2019-9A ER	14987UAE1	0.07%

*Indices Constituents and their corresponding weights are subject to change and should not be considered a recommendation to buy or sell any security.*

**Indices Constituents: Palmer Square Debt Index (CLODI)**

Bloomberg Ticker	CUSIP	Weight	Bloomberg Ticker	CUSIP	Weight
CGMS 2012-3A BR2	14312EAS2	0.12%	CIFC 2014-2RA B1	12548RAE4	0.15%
CGMS 2012-3A CR2	14312EAU7	0.11%	CIFC 2014-2RA B2	12551FAA2	0.15%
CGMS 2012-3A DR2	14312GAC2	0.07%	CIFC 2014-3A CR2	12549QBG9	0.15%
CGMS 2014-1A CR2	14310MBC0	0.16%	CIFC 2014-3A DR2	12549QBJ3	0.11%
CGMS 2014-1A DR	14310MBE6	0.10%	CIFC 2014-3A ER2	12549RAG8	0.09%
CGMS 2014-1A ER	14310PAN0	0.10%	CIFC 2017-1A CRR	17181PAG4	0.09%
CGMS 2015-1A CR3	14311DBS4	0.07%	CIFC 2017-1A DRR	17181PAJ8	0.09%
CGMS 2015-1A DR3	14311DBU9	0.09%	CIFC 2017-1A ERR	17181QAA5	0.06%
CGMS 2015-1A ER	14311EAY0	0.07%	CIFC 2017-4A BR	12551JAQ9	0.14%
CGMS 2017-2A B	14315JAG4	0.10%	CIFC 2017-4A CR	12551JAS5	0.15%
CGMS 2017-2A C	14315JAJ8	0.12%	CIFC 2017-4A D	12551KAA1	0.11%
CGMS 2017-2A D	14315KAA4	0.07%	CIFC 2018-1A C	12551RAE8	0.17%
CGMS 2017-4A B	14315BAE6	0.11%	CIFC 2018-1A D	12551RAG3	0.19%
CGMS 2017-4A C	14315BAG1	0.12%	CIFC 2018-1A E	12547WAA2	0.14%
CGMS 2017-4A D	14315CAA2	0.08%	CIFC 2018-2A B	17180WAE5	0.13%
CGMS 2018-2A B	14317PAE3	0.17%	CIFC 2018-2A C	17180WAG0	0.17%
CGMS 2018-2A C	14317PAG8	0.10%	CIFC 2018-2A D	17180YAA9	0.12%
CGMS 2018-2A D	14317QAA9	0.08%	CIFC 2019-1A CR	12553DAN7	0.09%
CGMS 2018-4A B	14315RAG6	0.10%	CIFC 2019-1A DR	12553DAQ0	0.11%
CGMS 2018-4A C	14315RAJ0	0.12%	CIFC 2019-1A E	12553BAA9	0.11%
CGMS 2018-4A D	14315QAA1	0.09%	CIFC 2019-4A BR	17182XAS0	0.09%
CGMS 2019-1A BR	14316BAS4	0.08%	CIFC 2019-4A CR	17182XAU5	0.09%
CGMS 2019-1A CR	14316BAU9	0.11%	CIFC 2019-4A DR	125493AE6	0.07%
CGMS 2019-1A D	14316DAA9	0.10%	CIFC 2021-3A C	12564DAE4	0.11%
CGMS 2019-3A BRR	14314HBC7	0.11%	CIFC 2021-3A D	12564DAG9	0.11%
CGMS 2019-3A C1RR	14314HBE3	0.10%	CIFC 2021-3A E1	12565BAA5	0.06%
CGMS 2019-3A DRR	14314KAJ6	0.05%	CIFC 2021-7A C	12567HAG7	0.10%
CGMS 2021-1A B	14316MAE1	0.11%	CIFC 2021-7A D	12567HAJ1	0.12%
CGMS 2021-1A C	14316MAG6	0.11%	CIFC 2021-7A E	12567KAA3	0.07%
CGMS 2021-1A D	14317LAA0	0.07%	CIFC 2022-1A C	12570LAE8	0.09%
CGMS 2021-8A C	143120AE3	0.11%	CIFC 2022-1A D	12570LAG3	0.10%
CGMS 2021-8A D	143120AG8	0.11%	CIFC 2022-1A E	12570BAA8	0.07%
CGMS 2021-8A E	143117AA7	0.08%	CIFC 2022-2A C	12567MAG6	0.09%
CGMS 2022-4A C	14317BAJ3	0.09%	CIFC 2022-2A D	12567MAJ0	0.09%
CGMS 2022-4A D	14317BAG9	0.11%	CIFC 2022-2A E	12567QAA0	0.06%
CGMS 2022-4A E	14317EAA6	0.08%	COOK 2018-1A C	21623PAG2	0.23%
CIFC 2013-2A A3LR	12549BAU2	0.17%	COOK 2018-1A D	21623PAJ6	0.19%
CIFC 2013-2A B1LR	12549BAW8	0.11%	COOK 2018-1A E	21623RAA1	0.11%
CIFC 2013-2A B2LR	12548YAH2	0.08%	DCLO 2022-4A BR	25255NAW8	0.11%
CIFC 2014-2RA A3	12548RAD6	0.13%	DCLO 2022-4A C1R	25255NAY4	0.07%

*Indices Constituents and their corresponding weights are subject to change and should not be considered a recommendation to buy or sell any security.*

**Indices Constituents: Palmer Square Debt Index (CLODI)**

Bloomberg Ticker	CUSIP	Weight	Bloomberg Ticker	CUSIP	Weight
DCLO 2022-4A DR	25255PAG8	0.05%	ELM14 2022-1A C	29003WAE5	0.12%
DRSLF 2016-43A CR2	26245CBJ1	0.12%	ELM14 2022-1A D	29003WAG0	0.12%
DRSLF 2016-43A DR3	26245CBL6	0.12%	ELM14 2022-1A E	29003XAA1	0.08%
DRSLF 2016-43A ER3	26245BAC9	0.08%	ELM16 2022-3A CR	29002UAN0	0.14%
DRSLF 2016-45A CR	26244MAS1	0.09%	ELM16 2022-3A DR	29002UAQ3	0.14%
DRSLF 2016-45A DR	26244MAU6	0.12%	ELM16 2022-3A ER	29003DAE7	0.10%
DRSLF 2016-45A ER	26244PAG0	0.11%	ELM24 2023-3A C	290020AG1	0.10%
DRSLF 2017-47A CR	26245EAQ2	0.16%	ELM24 2023-3A D	290020AJ5	0.10%
DRSLF 2017-47A D	26245EAE9	0.14%	ELM24 2023-3A E	29002NAA4	0.06%
DRSLF 2017-47A E	26245EAF6	0.10%	ELM26 2024-1A C	29004CAG3	0.11%
DRSLF 2017-49A CR	26244QAS2	0.12%	ELM26 2024-1A D	29004CAJ7	0.11%
DRSLF 2017-49A DR	26244QAU7	0.09%	ELM26 2024-1A E	29004DAA4	0.07%
DRSLF 2017-49A E	26244QAE3	0.08%	ELMW7 2020-4A CR	29002QAN9	0.09%
DRSLF 2017-53A C	26243EAC5	0.12%	ELMW7 2020-4A DR	29002QAQ2	0.09%
DRSLF 2017-53A D	26243EAD3	0.11%	ELMW7 2020-4A ER	29002RAG2	0.06%
DRSLF 2017-53A E	26243EAE1	0.07%	ELMW8 2021-1A CR	29003EAW5	0.20%
DRSLF 2018-64A C	26251LAG9	0.09%	ELMW8 2021-1A DR	29003EAY1	0.20%
DRSLF 2018-64A D	26251LAJ3	0.12%	ELMW8 2021-1A ER	290021AL8	0.13%
DRSLF 2018-64A E	26251MAA0	0.09%	FCBSL 2021-2A C	34963DAE5	0.10%
DRSLF 2019-68A CR	26252QAN2	0.09%	FCBSL 2021-2A D	34963DAGO	0.10%
DRSLF 2019-68A DR	26252QAQ5	0.09%	FCBSL 2021-2A E	34963GAA6	0.06%
DRSLF 2019-68A ER	26252RAE0	0.06%	FCBSL 2021-4A C	34963DAQ8	0.12%
DRSLF 2020-86A CR	26245XAS6	0.12%	FCBSL 2021-4A D	34963DAS4	0.11%
DRSLF 2020-86A DR	26245XAU1	0.12%	FCBSL 2021-4A E	34963GAE8	0.07%
DRSLF 2020-86A ER	26246AAE6	0.08%	FCBSL 2022-1A C1	34964HAGO	0.08%
DRSLF 2021-92A C	262488AE9	0.11%	FCBSL 2022-1A D	34964HAL9	0.10%
DRSLF 2021-92A D	262488AG4	0.11%	FCBSL 2022-1A E	34964NAA0	0.06%
DRSLF 2021-92A E	26251HAA1	0.08%	FLAT 2021-1A C	33883PAG2	0.08%
DRSLF 2021-95A C	262487AE1	0.11%	FLAT 2021-1A D	33883PAJ6	0.10%
DRSLF 2021-95A D	262487AG6	0.11%	FLAT 2021-1A E	33883TAA7	0.08%
DRSLF 2021-95A E	262485AA3	0.08%	GCBSL 2020-48A C	38177DAL2	0.11%
DRSLF 2022-97A C	26248XAE4	0.09%	GCBSL 2020-48A D	38177DAN8	0.10%
DRSLF 2022-97A D	26248XAG9	0.09%	GCBSL 2020-48A E	38177FAA1	0.07%
DRSLF 2022-97A E	26251RAA9	0.06%	GCBSL 2021-55A C	38178LAE9	0.10%
DRSLF 2022-98A C	26248AAG9	0.10%	GCBSL 2021-55A D	38178LAG4	0.10%
DRSLF 2022-98A D	26248AAJ3	0.10%	GCBSL 2021-55A E	38178QAA6	0.06%
DRSLF 2022-98A E	26248CAA8	0.06%	GCBSL 2023-68A C	38179QAE7	0.09%
ELM12 2021-5A C	29002YAE2	0.11%	GCBSL 2023-68A D	38179QAG2	0.10%
ELM12 2021-5A D	29002YAG7	0.11%	GCBSL 2023-68A E	38179TAA9	0.06%
ELM12 2021-5A E	29003CAA7	0.08%	GCBSL 2024-72A C	381941AE3	0.11%

*Indices Constituents and their corresponding weights are subject to change and should not be considered a recommendation to buy or sell any security.*



**Indices Constituents: Palmer Square Debt Index (CLODI)**

Bloomberg Ticker	CUSIP	Weight	Bloomberg Ticker	CUSIP	Weight
GCBSL 2024-72A D	381941AG8	0.11%	HLM 13A-18 E	40437MAA8	0.06%
GCBSL 2024-72A E	381942AA9	0.08%	HLM 2021-16A C	40440XAE1	0.08%
GILBT 2017-1A C	375415AE6	0.17%	HLM 2021-16A D	40440XAG6	0.10%
GILBT 2017-1A D	375415AG1	0.19%	HLM 2021-16A E	40441AAA8	0.07%
GILBT 2017-1A E	375414AA7	0.16%	ICG 2021-1A C	449303AG1	0.08%
GLM 2017-1A CR2	38136FBL6	0.11%	ICG 2021-1A D	449303AJ5	0.08%
GLM 2017-1A DR2	38136FBN2	0.13%	ICG 2021-1A E	449289AA5	0.04%
GLM 2017-1A ER2	38136HAL3	0.09%	INVCO 2021-2A C	46149MAD8	0.09%
GLM 2017-2A C	38136MAL2	0.14%	INVCO 2021-2A D	46149MAE6	0.09%
GLM 2017-2A D	38136MAQ1	0.16%	INVCO 2021-2A E	46091AAA8	0.07%
GLM 2017-2A E	38136PAA9	0.14%	INVCO 2021-3A C	46146JAE6	0.09%
GLM 2018-3A C	38138BAL4	0.18%	INVCO 2021-3A D	46146JAG1	0.09%
GLM 2018-3A D	38138BAN0	0.14%	INVCO 2021-3A E	46145KAA2	0.07%
GLM 2018-3A E	38138AAA0	0.09%	INVCO 2022-1A C	460988AE8	0.09%
GLM 2019-4A CR	38137YAU5	0.21%	INVCO 2022-1A D	460988AG3	0.12%
GLM 2019-4A DR	38137YAW1	0.15%	INVCO 2022-1A E	46091GAA5	0.09%
GLM 2019-4A E	38138CAA6	0.09%	INVCO 2023-1A CR	46146GAU6	0.11%
GLM 2019-5A CR	38138DAS5	0.16%	INVCO 2023-1A DR	46146GAW2	0.11%
GLM 2019-5A DR	38138DAU0	0.11%	INVCO 2023-1A ER	46146KAJ2	0.07%
GLM 2019-5A E	38138EAA2	0.08%	JNPPK 2023-1A C	48206KAG1	0.11%
GLM 2020-7A CR	38138LAQ1	0.08%	JNPPK 2023-1A D	48206KAJ5	0.12%
GLM 2020-7A DR	38138LAS7	0.10%	JNPPK 2023-1A E	48206RAA9	0.06%
GLM 2020-7A ER	38138MAE6	0.06%	KKR 16 BR2	48251BBA7	0.12%
GLM 2021-11A C	38138KAG5	0.12%	KKR 16 CR2	48251BBC3	0.13%
GLM 2021-11A D	38138KAJ9	0.12%	KKR 16 DR2	48251DAG1	0.09%
GLM 2021-11A E	38138RAA3	0.05%	KKR 18 CR	48251JAJ2	0.11%
GLM 2021-9A CR	38138JAU7	0.13%	KKR 18 D	48251JAJ2	0.13%
GLM 2021-9A DR	38138JAW3	0.12%	KKR 18 E	48251HAA5	0.11%
GLM 2021-9A ER	38138HAG2	0.07%	KKR 20 C	48251TAC5	0.11%
GLM 2022-12A C	38138FAJ0	0.11%	KKR 20 D	48251TAD3	0.12%
GLM 2022-12A D	38138FAL5	0.11%	KKR 20 E	48251VAA4	0.08%
GLM 2022-12A E	38138YAA8	0.08%	KKR 2022-41A C	48255PAE5	0.09%
GNRT 5A CR	37148XAG7	0.09%	KKR 2022-41A D	48255PAG0	0.09%
GNRT 5A D1R	37148XAJ1	0.07%	KKR 2022-41A E	48255MAA0	0.06%
GNRT 5A ER	37148YAA8	0.04%	KKR 21 C	48252KAE9	0.10%
GRNPK 2018-1A C	39729RAD0	0.17%	KKR 21 D	48252KAG4	0.12%
GRNPK 2018-1A D	39729RAE8	0.21%	KKR 21 E	48252LAA5	0.09%
GRNPK 2018-1A E	39729TAA2	0.12%	KKR 22A C	48252WAE3	0.09%
HLM 13A-18 C	40437LAJ1	0.11%	KKR 22A D	48252WAG8	0.11%
HLM 13A-18 D	40437LAL6	0.10%	KKR 22A E	48252VAA3	0.10%

*Indices Constituents and their corresponding weights are subject to change and should not be considered a recommendation to buy or sell any security.*

**Indices Constituents: Palmer Square Debt Index (CLODI)**

Bloomberg Ticker	CUSIP	Weight	Bloomberg Ticker	CUSIP	Weight
KKR 31A C	48254NAG6	0.11%	MDPK 2015-18A DR	55819BAQ3	0.15%
KKR 31A D	48254NAJ0	0.11%	MDPK 2015-18A ER	55819CAN8	0.09%
KKR 31A E	48254MAA1	0.08%	MDPK 2016-21A BRR	55820JB18	0.15%
LCM 16A CR2	50181GBJ8	0.14%	MDPK 2016-21A C1RR	55820JBL3	0.13%
LCM 16A DR2	50181GBL3	0.12%	MDPK 2016-21A DRR	55820KAJ6	0.08%
LCM 16A ER2	50181HAC2	0.08%	MDPK 2016-22A CR	55819XBE1	0.18%
LCM 24A CR	50188YAJ3	0.14%	MDPK 2016-22A DR	55819XBG6	0.13%
LCM 24A D	50188YAD6	0.10%	MDPK 2016-22A ER	55819VAG1	0.10%
LCM 24A E	50189MAA7	0.06%	MDPK 2017-23A CR	55820TAN8	0.19%
LCM 26A C	50200FAG4	0.12%	MDPK 2017-23A DR	55820TAQ1	0.15%
LCM 26A D	50200FAJ8	0.10%	MDPK 2017-23A E	55820UAA3	0.10%
LCM 26A E	50200GAA5	0.06%	MDPK 2018-27A B	55820YAD9	0.15%
LCM 34A C	50203CAG8	0.09%	MDPK 2018-27A C	55820YAE7	0.15%
LCM 34A D	50203CAJ2	0.10%	MDPK 2018-27A D	55820XAA7	0.09%
LCM 34A E	50203DAA9	0.06%	MDPK 2018-28A C	55821AAG3	0.14%
LCM 35A C	50202QAG8	0.09%	MDPK 2018-28A D	55821AAJ7	0.14%
LCM 35A D	50202QAJ2	0.09%	MDPK 2018-28A E	55821BAA4	0.08%
LCM 35A E	50203NAA7	0.06%	MDPK 2018-30A C	55821TAE7	0.14%
MAGNE 2019-22A CR	55954HAQ5	0.12%	MDPK 2018-30A D	55821TAG2	0.14%
MAGNE 2019-22A DR	55954HAS1	0.12%	MDPK 2018-30A E	55822HAA0	0.08%
MAGNE 2019-22A ER	55954DAE1	0.08%	MDPK 2018-32A CR	55817AAU8	0.18%
MAGNE 2019-24A CR	55954WAQ2	0.11%	MDPK 2018-32A DR	55817AAW4	0.13%
MAGNE 2019-24A DR	55954WAS8	0.11%	MDPK 2018-32A ER	55817CAE0	0.09%
MAGNE 2019-24A ER	55954XAE7	0.08%	MDPK 2019-33A CR	55819JAS2	0.15%
MAGNE 2020-27A CR	55955EAQ1	0.09%	MDPK 2019-33A DR	55819JAU7	0.15%
MAGNE 2020-27A DR	55955EAS7	0.09%	MDPK 2019-33A E	55819KAA8	0.10%
MAGNE 2020-27A ER	55955FAE5	0.07%	MDPK 2020-46A CR	55822AAQ0	0.12%
MAGNE 2021-29A C	55955KAE4	0.09%	MDPK 2020-46A DR	55822AAS6	0.14%
MAGNE 2021-29A D	55955KAG9	0.10%	MDPK 2020-46A ER	55821VAE2	0.09%
MAGNE 2021-29A E	55955JAA5	0.08%	MDPK 2021-48A C	55821UAE4	0.16%
MAGNE 2023-37A C	55952AAE9	0.10%	MDPK 2021-48A D	55821UAG9	0.16%
MAGNE 2023-37A D	55952AAG4	0.10%	MDPK 2021-48A E	55821WAA8	0.09%
MAGNE 2023-37A E	55952CAA3	0.05%	MDPK 2021-59A CR	55822EAQ2	0.13%
MCLO 2018-11A B	56577QAE7	0.09%	MDPK 2021-59A D1AR	55822EAS8	0.11%
MCLO 2018-11A C	56577QAG2	0.11%	MDPK 2021-59A ER	55822FAE6	0.07%
MCLO 2018-11A D	56577RAA3	0.05%	MDPK 2022-53A C	558189AE6	0.12%
MDPK 2015-17A CR2	55818YBW0	0.14%	MDPK 2022-53A D	558189AG1	0.13%
MDPK 2015-17A DR	55818YBJ9	0.15%	MDPK 2022-53A E	558201AA7	0.08%
MDPK 2015-17A ER	55819AAL6	0.13%	MDPK 2022-55A C	55819FAG6	0.11%
MDPK 2015-18A CRR	55819BBA7	0.17%	MDPK 2022-55A D	55819FAJ0	0.12%

*Indices Constituents and their corresponding weights are subject to change and should not be considered a recommendation to buy or sell any security.*

**Indices Constituents: Palmer Square Debt Index (CLODI)**

Bloomberg Ticker	CUSIP	Weight	Bloomberg Ticker	CUSIP	Weight
MDPK 2022-55A E	55818AAA1	0.07%	OAKC 2015-12A CR2	67109YBG8	0.12%
MDPK 2023-63A C	55817GAG6	0.11%	OAKC 2015-12A D1R2	67109YBJ2	0.11%
MDPK 2023-63A D	55817GAJ0	0.12%	OAKC 2015-12A ER2	67110BAJ0	0.06%
MDPK 2023-63A E	55821JAA7	0.06%	OAKC 2019-3A CR	67112RAW4	0.13%
MIDO 2017-7A CR	59801WAT3	0.11%	OAKC 2019-3A DR	67112RAY0	0.13%
MIDO 2017-7A D	59801WAJ5	0.11%	OAKC 2019-3A ER	67112TAG5	0.08%
MIDO 2017-7A E	59802YAA9	0.08%	OAKC 2019-4A CR	67098DAW3	0.11%
MP23 2021-4A C1	56607TAJ4	0.07%	OAKC 2019-4A DR	67098DAY9	0.11%
MP23 2021-4A D1	56607TAN5	0.06%	OAKC 2019-4A ER	67098EAG6	0.07%
MP23 2021-4A E	566068AA0	0.05%	OAKC 2020-5A C	67113GAJ6	0.11%
NCC 2018-IIA C	63152PAE8	0.09%	OAKC 2020-5A D	67113GAL1	0.11%
NCC 2018-IIA D	63152PAG3	0.12%	OAKC 2020-5A E	67113NAA0	0.08%
NCC 2018-IIA E	63152QAA4	0.07%	OAKC 2020-7A CR	67098WAS0	0.10%
NEUB 2019-32A CR	64132DAN8	0.12%	OAKC 2020-7A DR	67098WAU5	0.10%
NEUB 2019-32A DR	64132DAQ1	0.10%	OAKC 2020-7A ER	67111WAE4	0.07%
NEUB 2019-32A ER	64132EAL0	0.08%	OAKC 2021-10A C	67707LAJ7	0.13%
NEUB 2019-33A CR	64132TAN3	0.11%	OAKC 2021-10A D1	67707LAL2	0.12%
NEUB 2019-33A DR	64132TAQ6	0.11%	OAKC 2021-10A E	67707MAA4	0.07%
NEUB 2019-33A ER	64132WAL0	0.08%	OAKC 2021-16A C	67115LAE4	0.11%
NEUB 2020-36A CR2	64133KBA8	0.10%	OAKC 2021-16A D	67115LAG9	0.11%
NEUB 2020-36A DR	64133KAQ4	0.09%	OAKC 2021-16A E	67115MAA0	0.08%
NEUB 2020-36A ER2	64133JAQ7	0.07%	OAKC 2022-11A C	67115VAE2	0.12%
NEUB 2020-39A CR	64134GAS8	0.10%	OAKC 2022-11A D	67115VAG7	0.12%
NEUB 2020-39A DR	64134GAU3	0.10%	OAKC 2022-11A E	67116BAA3	0.08%
NEUB 2020-39A ER	64134FAL5	0.06%	OAKC 2023-14A C	67117AAG1	0.10%
NEUB 2021-43A C	64134AAE2	0.11%	OAKC 2023-14A D	67117AAJ5	0.09%
NEUB 2021-43A D	64134AAG7	0.11%	OAKC 2023-14A E	67117BAA2	0.06%
NEUB 2021-43A E	64134DAA4	0.07%	OAKCL 2019-3A CR	67400EAW4	0.14%
NEUB 2021-46A C	64134QAE7	0.11%	OAKCL 2019-3A D1R	67400EAY0	0.10%
NEUB 2021-46A D	64134QAG2	0.11%	OAKCL 2019-3A ER	67400GAE9	0.09%
NEUB 2021-46A E	64134RAA3	0.08%	OAKCL 2019-4A CR	67402CAW6	0.14%
NEUB 2022-49A C	64135JAE2	0.12%	OAKCL 2019-4A D1R	67402CAY2	0.10%
NEUB 2022-49A D	64135JAG7	0.12%	OAKCL 2019-4A E	67400JAA1	0.09%
NEUB 2022-49A E	64135KAA7	0.08%	OCP 2014-6A BR2	67106BAY3	0.21%
OAKC 2012-7A CR3	67102QBD9	0.13%	OCP 2014-6A CR	67106BAT4	0.17%
OAKC 2012-7A D1R3	67102QBF4	0.11%	OCP 2014-6A DR	67106HAG9	0.13%
OAKC 2012-7A ER3	67102UAF6	0.07%	OCP 2017-13A BR	67097LAP1	0.13%
OAKC 2014-10RA CR	67707CAU2	0.11%	OCP 2017-13A CR	67097LAR7	0.10%
OAKC 2014-10RA D1R	67707CAW8	0.09%	OCP 2017-13A DR	67097NAG7	0.08%
OAKC 2014-10RA ER	67707DAG1	0.06%	OCP 2017-14A B	67097QAG0	0.11%

*Indices Constituents and their corresponding weights are subject to change and should not be considered a recommendation to buy or sell any security.*

**Indices Constituents: Palmer Square Debt Index (CLODI)**

Bloomberg Ticker	CUSIP	Weight
OCP 2017-14A C	67097QAJ4	0.12%
OCP 2017-14A D	67097TAA7	0.08%
OCP 2018-15A B	67112KAE9	0.13%
OCP 2018-15A C	67112KAF6	0.10%
OCP 2018-15A D	67112QAA4	0.07%
OCP 2021-22A C	67117TAE5	0.10%
OCP 2021-22A D	67117TAG0	0.10%
OCP 2021-22A E	67118JAA4	0.07%
OCT14 2012-1A BRR	67590ABV3	0.14%
OCT14 2012-1A CRR	67590ABX9	0.12%
OCT14 2012-1A DR	67590ABK7	0.08%
OCT21 2014-1A BR3	67590QBN6	0.11%
OCT21 2014-1A CR3	67590QBP1	0.13%
OCT21 2014-1A DRR	67590UAQ1	0.12%
OCT28 2016-1A C1RR	67591EBN2	0.10%
OCT28 2016-1A D1RR	67591EBS1	0.10%
OCT28 2016-1A ERR	67591GAL2	0.09%
OCT37 2018-2A B	67591VAG0	0.10%
OCT37 2018-2A C	67591VAJ4	0.12%
OCT37 2018-2A D	67591WAA1	0.07%
OCT38 2018-1A B	67591YAJ8	0.12%
OCT38 2018-1A C	67591YAL3	0.12%
OCT38 2018-1A D	67591XAA9	0.07%
OCT40 2019-1A C1R	67592BAQ1	0.09%
OCT40 2019-1A DR	67592BAS7	0.11%
OCT40 2019-1A ER	67592EAE2	0.07%
OCT45 2019-1A C1R	67577MAS2	0.08%
OCT45 2019-1A DR	67577MAU7	0.12%
OCT45 2019-1A ER	67577NAG6	0.08%
OCT46 2020-2A CR	67577VAQ6	0.09%
OCT46 2020-2A DR	67577VAS2	0.09%
OCT46 2020-2A ER	67578LAE4	0.06%
OCT51 2021-1A C	67578JAE9	0.08%
OCT51 2021-1A D	67578JAG4	0.10%
OCT51 2021-1A E	67578MAA0	0.07%
OCT58 2022-1A C	675932AJ6	0.11%
OCT58 2022-1A D	675932AL1	0.11%
OCT58 2022-1A E	675929AA1	0.08%
OCT64 2022-1A C	67579AAN7	0.16%
OCT64 2022-1A D	67579AAR8	0.16%

Bloomberg Ticker	CUSIP	Weight
OCT64 2022-1A E	67579BAA3	0.11%
OCT67 2023-1A C	67571LAG6	0.10%
OCT67 2023-1A D	67571LAJ0	0.09%
OCT67 2023-1A E	67577YAA5	0.06%
OCT68 2023-1A C	675949AJ0	0.10%
OCT68 2023-1A D	675949AL5	0.10%
OCT68 2023-1A E	675950AA7	0.06%
OCT71 2024-1A C	67579CAE3	0.09%
OCT71 2024-1A D1	67579CAG8	0.08%
OCT71 2024-1A E	67579DAA9	0.05%
OHALF 2015-1A CR3	67109BDG6	0.12%
OHALF 2015-1A DR3	67109BDJ0	0.12%
OHALF 2015-1A ER3	67109CBE1	0.08%
OZLM 2017-19A B1R	67112CAQ0	0.07%
OZLM 2017-19A CR	67112CAS6	0.10%
OZLM 2017-19A DR	67112CAU1	0.10%
PBSPK 2024-1A C	70537AAG7	0.11%
PBSPK 2024-1A D	70537AAJ1	0.11%
PBSPK 2024-1A E	70537BAA8	0.07%
PCEPK 2021-1A C	70470MAJ4	0.12%
PCEPK 2021-1A D	70470MAL9	0.12%
PCEPK 2021-1A E	70470NAA1	0.07%
PLMRS 2021-3A C	69688FAE0	0.14%
PLMRS 2021-3A D	69688FAG5	0.15%
PLMRS 2021-3A E	69688JAA0	0.11%
PLMRS 2021-4A C	69702EAE5	0.14%
PLMRS 2021-4A D	69702EAG0	0.14%
PLMRS 2021-4A E	69702GAA8	0.09%
PLMRS 2022-2A C	69688NAE3	0.09%
PLMRS 2022-2A D	69688NAG8	0.09%
PLMRS 2022-2A E	69688KAA7	0.06%
PLMRS 2022-5A C	69702MAG2	0.10%
PLMRS 2022-5A D	69702MAJ6	0.10%
PLMRS 2022-5A E	69702NAA3	0.05%
PLMRS 2024-1A C	69703JAE3	0.10%
PLMRS 2024-1A D	69703JAG8	0.10%
PLMRS 2024-1A E	69703KAA8	0.07%
PSTAT 2021-3A B	69702BAE1	0.19%
PSTAT 2021-3A C	69702BAG6	0.11%
PSTAT 2021-3A D	69702CAA7	0.11%

*Indices Constituents and their corresponding weights are subject to change and should not be considered a recommendation to buy or sell any security.*

**Indices Constituents: Palmer Square Debt Index (CLODI)**

Bloomberg Ticker	CUSIP	Weight
PSTAT 2021-4A B	69702HAE8	0.19%
PSTAT 2021-4A C	69702HAG3	0.11%
PSTAT 2021-4A D	69702JAA2	0.11%
PSTAT 2022-1A B	69701CAE0	0.14%
PSTAT 2022-1A C	69701CAG5	0.08%
PSTAT 2022-1A D	69702LAA7	0.08%
PSTAT 2022-3A BR	69690CAS2	0.14%
PSTAT 2022-3A CR	69690CAU7	0.14%
PSTAT 2022-3A DR	69690DAA9	0.13%
RAD 2020-7A CR	74936GAE8	0.11%
RAD 2020-7A D1R	74936GAG3	0.10%
RAD 2020-7A ER	74936PAA6	0.03%
REG13 2018-2A B	75888FAG0	0.09%
REG13 2018-2A C	75888FAJ4	0.11%
REG13 2018-2A D	75888GAA1	0.11%
REG14 2018-3A C	75888MAJ9	0.11%
REG14 2018-3A D	75888MAL4	0.13%
REG14 2018-3A E	75888NAA6	0.13%
REG15 2018-4A BR	75888RAQ2	0.08%
REG15 2018-4A C	75888RAJ8	0.12%
REG15 2018-4A D	75888PAA1	0.11%
REG16 2019-2A C	75888TAG0	0.12%
REG16 2019-2A D	75888TAJ4	0.11%
REG16 2019-2A E	75888QAA9	0.07%
REG18 2021-1A C	75884EAD4	0.11%
REG18 2021-1A D	75884EAE2	0.10%
REG18 2021-1A E	75884HAA3	0.07%
REG20 2021-2A C	75884YAE8	0.08%
REG20 2021-2A D	75884YAG3	0.10%
REG20 2021-2A E	75885AAA7	0.08%
REG22 2022-2A C	758968AE1	0.09%
REG22 2022-2A D	758968AG6	0.09%
REG22 2022-2A E	758969AA7	0.06%
RESPK 2020-1A CR	758465BE7	0.10%
RESPK 2020-1A DR	758465BG2	0.09%
RESPK 2020-1A ER	758464AL5	0.07%
ROCKT 2021-3A C	77341NAG0	0.10%
ROCKT 2021-3A D	77341NAJ4	0.10%
ROCKT 2021-3A E	77341PAA8	0.08%
ROCKT 2022-1A C	77340JAE5	0.09%

Bloomberg Ticker	CUSIP	Weight
ROCKT 2022-1A D	77340JAG0	0.09%
ROCKT 2022-1A E	77340KAA0	0.06%
RRAM 2017-1A B1B	78108YAS1	0.18%
RRAM 2017-1A C1B	78108YAU6	0.13%
RRAM 2017-1A D1B	78109AAE3	0.09%
RRAM 2018-4A B	74972FAJ4	0.26%
RRAM 2018-4A C	74972FAL9	0.17%
RRAM 2018-4A D	74979KAA5	0.11%
RRAM 2021-17A B	74980QAG6	0.18%
RRAM 2021-17A C	74980QAJ0	0.13%
RRAM 2021-17A D	74980YAA2	0.09%
RRAM 2021-18A B	749752AG6	0.17%
RRAM 2021-18A C	749752AJ0	0.14%
RRAM 2021-18A D	749737AA0	0.09%
RRAM 2022-24A BR	75000HAS3	0.13%
RRAM 2022-24A C1R	75000HAU8	0.11%
RRAM 2022-24A DR	75000CAG0	0.07%
RRAM 2023-25A BR	75000KAS6	0.10%
RRAM 2023-25A C1R	75000KAU1	0.08%
RRAM 2023-25A DR	75000LAL9	0.07%
RRAM 2023-26A B1	74989MAE1	0.09%
RRAM 2023-26A C1	74989MAJ0	0.07%
RRAM 2023-26A D	74989RAA8	0.05%
RRAM 2024-28RA BR	74989NAJ8	0.10%
RRAM 2024-28RA C1R	74989NAE9	0.07%
RRAM 2024-28RA DR	74989QAA0	0.06%
RSRVA 2016-3A CRR	76761RBC2	0.11%
RSRVA 2016-3A DRR	76761RBE8	0.11%
RSRVA 2016-3A ERR	76761TAG0	0.07%
SHACK 2014-5RA C	81881JAG7	0.09%
SHACK 2014-5RA D	81881JAJ1	0.10%
SHACK 2014-5RA E	81881NAA1	0.09%
SIXST 2021-20A C	83012QAE4	0.09%
SIXST 2021-20A D	83012QAG9	0.09%
SIXST 2021-20A E	83012RAA0	0.06%
SNDPT 2014-2RA C	83613WAE4	0.10%
SNDPT 2014-2RA D	83613WAG9	0.10%
SNDPT 2014-2RA E	83614AAA9	0.07%
SNDPT 2016-2A CR2	83610CBA8	0.07%
SNDPT 2016-2A DR	83610CAU5	0.11%

*Indices Constituents and their corresponding weights are subject to change and should not be considered a recommendation to buy or sell any security.*

**Indices Constituents: Palmer Square Debt Index (CLODI)**

Bloomberg Ticker	CUSIP	Weight	Bloomberg Ticker	CUSIP	Weight
SNDPT 2016-2A ER	83610EAE7	0.11%	TKO 2023-1A C	88675CAG7	0.10%
SNDPT 2017-2A CR	83610KAN3	0.15%	TKO 2023-1A D1	88675CAJ1	0.06%
SNDPT 2017-2A D	83610KAG8	0.13%	TKO 2023-1A E	88675FAA3	0.05%
SNDPT 2017-2A E	83610LAA9	0.10%	TKO 2023-2A C	88675YAG9	0.10%
SNDPT 2017-3A B	83611GAE1	0.13%	TKO 2023-2A D	88675YAJ3	0.09%
SNDPT 2017-3A C	83611GAG6	0.16%	TKO 2023-2A E	88675XAA4	0.05%
SNDPT 2017-3A D	83611FAA1	0.09%	TRNTS 2017-6A CRR1	89640YAY0	0.06%
SNDPT 2017-4A B	83609TAE7	0.15%	TRNTS 2017-6A DR2	89640YBG8	0.04%
SNDPT 2017-4A C	83609TAG2	0.14%	TRNTS 2017-6A ER	89641BAE3	0.08%
SNDPT 2017-4A D	83608DAA1	0.08%	TRNTS 2018-9A CRR	89641JAU0	0.09%
SNDPT 2018-2A C	83611JAE5	0.14%	TRNTS 2018-9A D	89641JAG1	0.12%
SNDPT 2018-2A D	83611JAG0	0.13%	TRNTS 2018-9A E	89641KAA1	0.09%
SNDPT 2018-2A E	83611HAA7	0.10%	TRNTS 2019-10A CR	89640AAS5	0.09%
SNDPT 2019-1A CR	83611KAS1	0.09%	TRNTS 2019-10A DR	89640AAU0	0.12%
SNDPT 2019-1A DR	83611KAU6	0.09%	TRNTS 2019-10A ER	89640CAG7	0.10%
SNDPT 2019-1A E	83610FAA2	0.06%	TRNTS 2019-11A CR	89641HAW0	0.10%
SNDPT 2020-2A C1R	83611VAY4	0.07%	TRNTS 2019-11A D1R	89641HAY6	0.07%
SNDPT 2020-2A DR	83611VBC1	0.09%	TRNTS 2019-11A ER	89641LAG6	0.10%
SNDPT 2020-2A ER	83613KAJ9	0.07%	TRNTS 2020-14A CR	89641QAU4	0.10%
SNDPT 2020-3A C	83615CAE6	0.09%	TRNTS 2020-14A D	89641QAJ9	0.09%
SNDPT 2020-3A D	83615CAG1	0.09%	TRNTS 2020-14A E	89641VAA7	0.06%
SNDPT 2020-3A E	83615FAA7	0.06%	TRNTS 2021-15A C	89641XAG0	0.09%
SNDPT 2021-3A C	83615PAE7	0.10%	TRNTS 2021-15A D	89641XAJ4	0.08%
SNDPT 2021-3A D	83615PAG2	0.10%	TRNTS 2021-15A E	89642BAA0	0.07%
SNDPT 2021-3A E	83615UAA4	0.07%	TRNTS 2024-24A C	89642XAG9	0.10%
SNDPT 2021-4A C	83616AAL3	0.10%	TRNTS 2024-24A D1	89642XAJ3	0.08%
SNDPT 2021-4A D	83616AAQ2	0.09%	TRNTS 2024-24A E	89643AAA1	0.05%
SNDPT 2021-4A E	83616FAA6	0.07%	TRNTS 2024-27A C1	89642VAG3	0.06%
SPEAK 2017-4A CR	82667EAG6	0.11%	TRNTS 2024-27A D1	89642VAJ7	0.08%
SPEAK 2017-4A DR	82667EAJ0	0.11%	TRNTS 2024-27A E	89642WAA4	0.04%
SPEAK 2017-4A ER	82667GAA4	0.06%	TSYMP 2017-1A CR	87232BAK8	0.10%
STWRT 2015-1A CR	860444AS7	0.18%	TSYMP 2017-1A D	87232BAE2	0.14%
STWRT 2015-1A DR	860444AU2	0.14%	TSYMP 2017-1A E	87232RAA5	0.09%
STWRT 2015-1A ER	860443AE0	0.10%	UNPPK 2022-1A C	913318AG6	0.12%
SYMP 2021-25A C	87167WAG0	0.10%	UNPPK 2022-1A D	913318AJ0	0.12%
SYMP 2021-25A D	87167WAJ4	0.09%	UNPPK 2022-1A E	913319AA7	0.08%
SYMP 2021-25A E	87167YAA9	0.06%	VENTR 2013-15A CR3	92328XBH1	0.09%
TCIFC 2024-1A C	88240JAG8	0.11%	VENTR 2013-15A DR2	92328XA22	0.10%
TCIFC 2024-1A D	88240JAJ2	0.11%	VENTR 2013-15A ER2	92328LAH8	0.09%
TCIFC 2024-1A E	88240KAA8	0.08%	VENTR 2014-17A CRR	92329YAQ9	0.15%

*Indices Constituents and their corresponding weights are subject to change and should not be considered a recommendation to buy or sell any security.*

**Indices Constituents: Palmer Square Debt Index (CLODI)**

Bloomberg Ticker	CUSIP	Weight	Bloomberg Ticker	CUSIP	Weight
VENTR 2014-17A DRR	92329YAS5	0.12%	VOYA 2017-3A DR	92916PAF1	0.07%
VENTR 2014-17A ERR	92330CAD3	0.09%	VOYA 2018-1A B	92917AAE6	0.18%
VENTR 2017-27A CR	92331LBG4	0.10%	VOYA 2018-1A C	92917AAG1	0.12%
VENTR 2017-27A D	92331RAD9	0.11%	VOYA 2018-1A D	92917BAA2	0.08%
VENTR 2017-27A E	92331TAA1	0.07%	VOYA 2018-2A C1	92917JAJ6	0.08%
VENTR 2017-30A C	92331NAG1	0.14%	VOYA 2018-2A D	92917JAN7	0.11%
VENTR 2017-30A D	92331NAJ5	0.11%	VOYA 2018-2A E	92917TAA3	0.07%
VENTR 2017-30A E	92331PAA9	0.08%	VOYA 2019-4A CR	92918BAU7	0.11%
VENTR 2018-31A C1	92331VAG3	0.15%	VOYA 2019-4A DR	92918BAW3	0.11%
VENTR 2018-31A D	92331VAJ7	0.13%	VOYA 2019-4A ER	92917UAE2	0.08%
VENTR 2018-31A E	92331WAA4	0.08%	VOYA 2021-3A C	92919DAE8	0.09%
VENTR 2018-33A CR	92330YAW3	0.12%	VOYA 2021-3A D	92919DAG3	0.09%
VENTR 2018-33A D	92330YAL7	0.10%	VOYA 2021-3A E	92919CAA8	0.06%
VENTR 2018-33A E	92331GAA9	0.07%	WELF 2021-3A C	94951JAE0	0.08%
VENTR 2019-38A CR	92332NAY1	0.09%	WELF 2021-3A D	94951JAG5	0.09%
VENTR 2019-38A DR	92332NBA2	0.11%	WELF 2021-3A E	94951KAC1	0.06%
VENTR 2019-38A E	92332PAA8	0.09%	WELF 2022-1A C	94950TAG4	0.09%
VENTR 2021-43A C	92290CAF6	0.09%	WELF 2022-1A D	94950TAJ8	0.10%
VENTR 2021-43A D	92290CAG4	0.09%	WELF 2022-1A E	94950UAA4	0.06%
VENTR 2021-43A E	92332BAA9	0.07%	WINDR 2014-2A CR	88390AAX8	0.10%
VENTR 2021-44A C	92332KAL5	0.08%	WINDR 2014-2A DR	88390AAZ3	0.12%
VENTR 2021-44A D1	92332KAN1	0.06%	WINDR 2014-2A ER	88432BAG3	0.07%
VENTR 2021-44A E	92332QAC2	0.07%	WINDR 2017-1A CR	97315TAG7	0.11%
VENTR 2022-45A C	92326GAJ7	0.09%	WINDR 2017-1A DR	97315TAJ1	0.11%
VENTR 2022-45A D1	92326GAL2	0.08%	WINDR 2017-1A ER	97315XAA1	0.07%
VENTR 2022-45A E	92326HAA4	0.06%	WINDR 2018-2A C	88434HAJ2	0.12%
VIBR 2018-8A B1	92558FAE9	0.07%	WINDR 2018-2A D	88434HAL7	0.10%
VIBR 2018-8A C	92558FAG4	0.11%	WINDR 2018-2A E	88433LAA3	0.07%
VIBR 2018-8A D	92557RAA2	0.07%	WINDR 2019-3A CR	97314JAE5	0.12%
VOYA 2015-3A BR	92913UAU0	0.16%	WINDR 2019-3A DR	97314JAG0	0.10%
VOYA 2015-3A CR	92913UAW6	0.13%	WINDR 2019-3A E1R	97314GAA9	0.04%
VOYA 2015-3A DR	92913DAJ3	0.09%	WINDR 2019-3A E2R	97314GAC5	0.04%
VOYA 2016-3A BR2	92915HBC6	0.11%	WINDR 2021-4A C	97316UAE8	0.08%
VOYA 2016-3A CR	92915HAU7	0.11%	WINDR 2021-4A D	97316UAG3	0.10%
VOYA 2016-3A DR	92915KAE6	0.06%	WINDR 2021-4A E2	97316VAJ5	0.04%
VOYA 2017-2A BR	92915UAN4	0.12%	WINDR 2023-1A C1	97316RAE5	0.07%
VOYA 2017-2A CR	92915UAQ7	0.10%	WINDR 2023-1A D	97316RAJ4	0.07%
VOYA 2017-2A D	92915XAD0	0.07%	WINDR 2023-1A E	97316NAA2	0.06%
VOYA 2017-3A BR	92915QAY9	0.11%	WLLMN 2021-1A C	949723AE0	0.11%
VOYA 2017-3A CR	92915QBA0	0.10%	WLLMN 2021-1A D	949723AG5	0.11%

*Indices Constituents and their corresponding weights are subject to change and should not be considered a recommendation to buy or sell any security.*

**Indices Constituents: Palmer Square Debt Index (CLODI)**

Bloomberg Ticker	CUSIP	Weight
WLLMN 2021-1A E	94972AAA2	0.07%
WOODS 2018-17A C	66860PAE4	0.10%
WOODS 2018-17A D	66860PAG9	0.09%
WOODS 2018-17A E	66860LAA1	0.07%

*Indices Constituents and their corresponding weights are subject to change and should not be considered a recommendation to buy or sell any security.*



## Notes and Disclosure

This data is provided for informational purposes only and is not intended for trading purposes. This document shall not constitute an offering of any security, product or service. The addition, removal or inclusion of a security in the Palmer Square CLO Senior Debt Index and the Palmer Square CLO Debt Index (the "Indices") is not a recommendation to buy, sell, or hold that security, nor is it investment advice. It is not possible to invest directly in an index. Index performance does not reflect the deduction of any fees and expenses. Past performance is not a guarantee of future returns. There are risks involved with investing, including the possible loss of principal, that investors should be prepared to bear. The information contained herein should not be construed as personalized investment advice and should not be considered a solicitation to buy or sell any security or engage in a particular investment strategy.

The information contained in this document is current as of the publication date or as indicated herein. Palmer Square Capital Management LLC ("Palmer Square") makes no representations with respect to the accuracy or completeness of these materials and will not accept responsibility for damages, direct or indirect, resulting from an error or omission in this document. The methodology involves rebalancing and maintenance of the Indexes that is made periodically during each year and may not, therefore, reflect real time information.

Indexes Constituents and Allocations by Ratings/Vintage are subject to change and should not be considered a recommendation to buy or sell any security.

The Indices are the exclusive property of Palmer Square. The Indices are calculated by NYSE Group, Inc. or its affiliates ("NYSE"). NYSE MAKES NO EXPRESS OR IMPLIED WARRANTIES, AND HEREBY EXPRESSLY DISCLAIMS ALL WARRANTIES OF MERCHANTABILITY OR FITNESS FOR A PARTICULAR PURPOSE WITH RESPECT TO THE INDICES OR ANY DATA INCLUDED THEREIN. IN NO EVENT SHALL NYSE HAVE ANY LIABILITY FOR ANY SPECIAL, PUNITIVE, INDIRECT, OR CONSEQUENTIAL DAMAGES (INCLUDING LOST PROFITS), EVEN IF NOTIFIED OF THE POSSIBILITY OF SUCH DAMAGES.

This material is subject to change without notice, and should not be relied upon by the reader as research or investment advice. With regard to sources of information, certain of the economic and market information contained herein has been obtained from published sources and/or prepared by third parties. While such sources are believed to be reliable, Palmer Square employees or representatives do not assume any responsibility for the accuracy of such information.

The securities issued under the CLO transactions have not been registered under the Securities Act of 1933, as amended, and may not be offered or sold in the United States absent registration or an applicable exemption from registration requirements. This overview shall not constitute an offer to sell or the solicitation of an offer to buy, nor shall there be any sale of such securities in any state or jurisdiction in which such offer, solicitation or sale would be unlawful prior to registration or qualification under the securities laws of any such state or jurisdiction.

Total return includes interest, capital gains, dividends and distributions realized over a given period of time. Weighted average price is a market value weighted average price of each constituent in the underlying index. Discount margin is the return earned in addition to the index underlying the floating rate security. Weighted average life (WAL) is the average number of years for which each dollar of unpaid principal on the underlying debt security remains outstanding. Once calculated, WAL tells how many years it will take to pay half of the outstanding principal. Yield to maturity is the rate of return anticipated on a bond if held until the end of its lifetime.

Palmer Square Capital Management LLC ("Palmer Square") is an SEC registered investment adviser with its principal place of business in the State of Kansas. Registration of an investment adviser does not imply a certain level of skill or training. Palmer Square and its representatives are in compliance with the current registration and notice filing requirements imposed upon registered investment advisers by those states in which Palmer Square maintains clients. Palmer Square may only transact business in those states in which it is notice filed, or qualifies for an exemption or exclusion from notice filing requirements. Any subsequent, direct communication by Palmer Square with a prospective client shall be conducted by a representative that is either registered or qualifies for an exemption or exclusion from registration in the state where the prospective client resides. For additional information about Palmer Square, including fees and services, send for our disclosure statement as set forth on Form ADV using the contact information herein or refer to the Investment Adviser Public Disclosure web site ([www.adviserinfo.sec.gov](http://www.adviserinfo.sec.gov)). Please read the disclosure statement carefully before you invest or send money.

No portion of this publication may be reproduced in any format or by any means including electronically or mechanically, by photocopying, or by any other form or manner whatsoever, without the prior written consent of Palmer Square.